

Vital Earth Resources

706 East Broadway, Gladewater, Texas 75647
(903) 845-2163 FAX: (903) 845-2262

2014 Crop Results

Vitazyme on Tomatoes

Researcher: Augustin Peralta Fernando

Research organization: Quimica Lucava

Variety: unknown

Experimental design: A tomato field was divided into an untreated control area and a Vitazyme treated area, to evaluate the effect of this product on tomato fruit yield. A transplant and two foliar applications were made.

Farmer: Mauricio Portillo

Trial location: Huexca, Morelos, Mexico

Transplanting date: February 12, 2014

1. Control

Fertilization: unknown

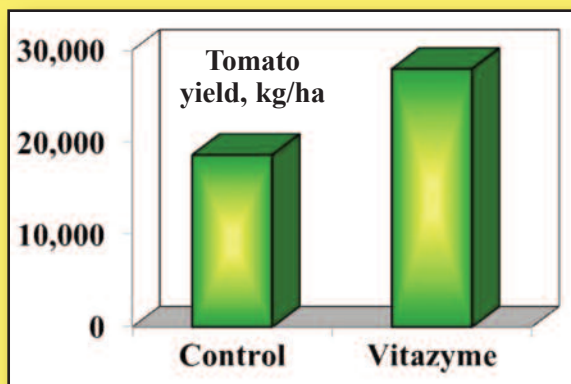
Vitazyme application: (1) At transplanting, the plant trays were dipped in a 0.5% solution (500 ml in 100 liters of water); (2) foliar spray 30 days after planting (March 12) of 1 liter/ha Vitazyme, with Afidox (1 liter/ha), Econil 720 (1.5 liters/ha), Actara (1 gram/liter of water), and Lucapega (250 ml/ha); (3) foliar spray during flowering of 1 liter/ha Vitazyme, with Lucambda (300 ml/ha), Protecprid 20 PS (300 g/ha), Rally 40 W (100 g/ha), Sulfoclor (1 liter/ha), and Lucapega (300 ml/ha).

Harvest date: Three pickings were made from May 20 into June, 2014.

Yield results: One hectare of both treatments was harvested for test purposes.

2. Vitazyme, transplant and foliar (2x)

Treatment	Picking 1	Picking 2	Picking 3	Total	Yield Change
			kg/ha		
Control	3,732	10,635	4,293	18,660	—
Vitazyme	5,022	13,389	9,483	27,984	9,324 (+50%)



**Increase in tomato yield with
Vitazyme: 50%**

Conclusions: The comments of the researcher are given below.

1. Vitazyme had 49.5% higher yield compared to the control: 27.984 tons per hectare versus 18.66 tons per hectare, equivalent to 9.234 tons per hectare (307.8 taras of 30 kilos) higher yield with Vitazyme than the control.
2. The harvest of the Vitazyme treatment was much better also in quality, since it was observed:
 - a. Larger fruit size.
 - b. More uniform fruits.
 - c. Greater consistency of the fruit.
 - d. Better defined division of carpels of the fruit.
 - e. More uniform color.
3. In addition to the previous features, in the Vitazyme treatment the following was observed:
 - a. Greater drought stress resistance.
 - b. Less damage in the fruit by sun spot.
 - c. Greater leaf growth.
4. The growers were convinced of the effect of Vitazyme and that this product by itself makes the difference in crops.

Vital Earth Resources

706 East Broadway, Gladewater, Texas 75647
(903) 845-2163 FAX: (903) 845-2262

2014 Crop Results

Vitazyme on Tomatoes

Researcher: Waking Novembre

Research organization: Acra Industries, Haiti

Location: Mirebalais, Haiti

Variety: Jocelyne Roma

Planting date: unknown

Experimental design: This experiment was part of a multi-crop testing program that was established in December of 2011, to evaluate the efficacy of Vitazyme for increasing crop yields in Haiti. The test area was 1 hectare (10,000 m²) for the treated and control plots.

1. Control

2. Vitazyme

Fertilization: unknown

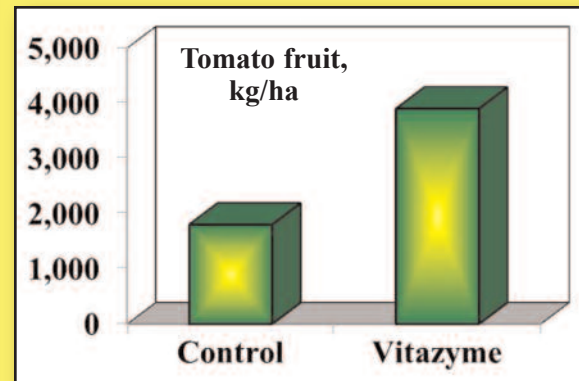
Vitazyme application: 1 liter/ha (13 oz/acre)

Harvest date: unknown

Yield results:

Treatment	Yield kg/ha	Yield change kg/ha
Control	1,800	—
Vitazyme	3,900	2,100 (+117%)

**Increase in fruit yield
with Vitazyme: 117%**



Conclusions: A tomato study in Haiti revealed a great increase in yield with Vitazyme application, the fruit harvest 117% higher than for the untreated control. This program is shown to hold great promise in helping to alleviate food production problems in this developing country.

Vital Earth Resources

706 East Broadway, Gladewater, Texas 75647
(903) 845-2163 FAX: (903) 845-2262

2014 Crop Results

Vitazyme on Tomatoes

Researcher: Herman Guillermo Avila R.
Cundinamarca, Colombia
Romero), Municipality of Formeque, Colombia
Transplanting date: unknown

Experimental design: A tomato trial under greenhouse conditions was initiated using plots that were 4 meters wide (four rows) and 5 meters long (20 m²). The purpose of the trial was to compare the effects of Vitazyme, in three applications, on tomato yield and growth as compared to the untreated control in a replicated (three reps) completely randomized block design.

Research organization: Agroglobal S.A.,
Location: La Escuelita Farm (Mrs. Luis
Variety: Ichiban (indeterminate)
Root spacing: 1 meter

Rep 1	Rep 2	Rep 3
Vita 1	Control	Vita 2
Vita 2	Vita 1	Vita 3
Vita 3	Vita 2	Control
Control	Vita 3	Vita 1

Treatment	Vitazyme treatment*		
	At 45 days	At 60 days	At 75 days
	----- ml/liter of spray -----		
Control	0	0	0
Vitazyme 1	2.5	2.5	2.5
Vitazyme 2	5.0	5.0	5.0
Vitazyme 3	7.5	7.5	7.5

*Days after transplanting. Application rates are 0.25% (2.5 ml/liter), 0.5% (5.0 ml/liter), and 0.75% (7.5 ml/liter).

Fertilization: at recommended rates to all plots

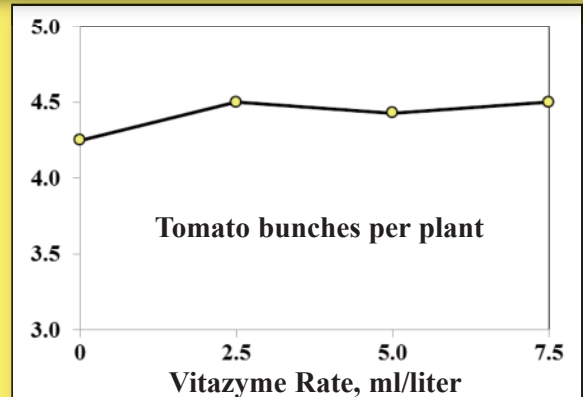
Vitazyme application: 2.5, 5.0, or 7.5 ml/liter of spray applied at 45, 60, and 75 days after transplanting (see the table)

Plant and fruit development results: Five plants of a central row of each plot were used for these evaluations. Little effect on number per plant was noted with Vitazyme, though there was a 5 to 7% increase.

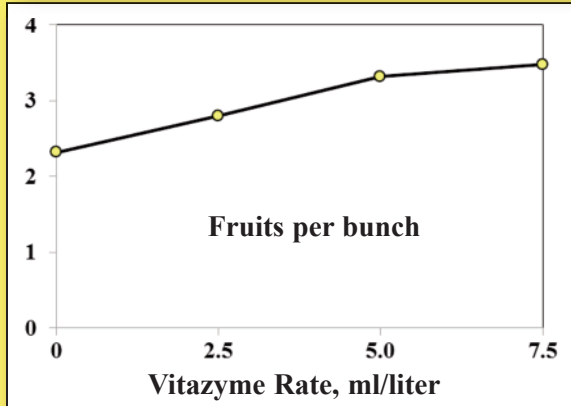
Bunches Per Plant

Treatment	Bunch number	Bunch changes
Control	4.25 a	—
Vitazyme 1	4.50 a	0.3 (+7%)
Vitazyme 2	4.43 a	0.2 (+5%)
Vitazyme 3	4.50 a	0.3 (+7%)

A nearly straight-line relationship exists between Vitazyme application rate and fruit number per bunch, the increase going from 21% at the low rate to 50% at the high rate.



Fruits Per Bunch

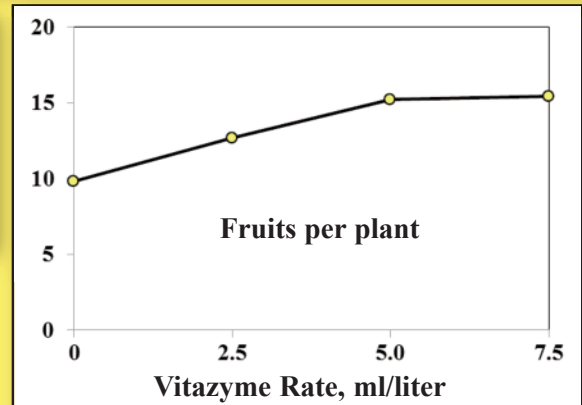


Treatment	Fruits per bunch	Fruits/bunch change
	----- fruits/bunch -----	
Control	2.32 c	—
Vitazyme 1	2.80 b	0.48 (+21%)
Vitazyme 2	3.32 a	1.00 (+43%)
Vitazyme 3	3.48 a	1.16 (+50%)

A great increase in the number of fruit per plant was noted at all three application rates, the 5.0 and 7.5 ml/liter rates giving 55 to 57% fruit increases above the control.

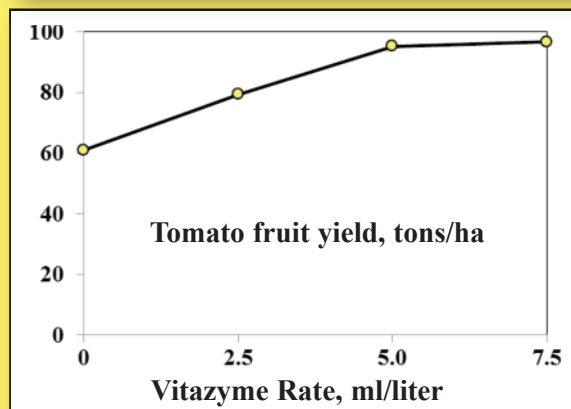
Fruits Per Plant

Treatment	Fruits per plant	Fruits/plant change
	----- fruits/plant -----	
Control	9.81 c	—
Vitazyme 1	12.68 b	2.87 (+29%)
Vitazyme 2	15.22 a	5.41 (+55%)
Vitazyme 3	15.42 a	5.61 (+57%)



Vitazyme elicited a major fruit yield increase at all three application rates, but especially at the two highest rates, when a 56 and 59% increase over the control were achieved.

Fruit Yield



Treatment	Fruit yield	Yield change
	----- tons/ha -----	
Control	61.0 c	—
Vitazyme 1	79.4 b	18.4 (+30%)
Vitazyme 2	95.3 a	34.3 (+56%)
Vitazyme 3	96.8 a	35.8 (+59%)

Conclusions: This replicated tomato study in Columbia proved that Vitazyme can greatly improve tomato fruit yield by increasing the fruit number per plant, which is a function of the number of fruits in each bunch. Application of 0.25% three times, at 45, 60, and 75 days after transplanting significantly increased fruit yield above the control, by 30%, while applications of 0.50 and 0.75% increased yields by 56 and 59%, respectively. These increases resulted from significant increases in fruits per bunch and fruits per plant.

Increase with Vitazyme at ...			
	0.25%	0.50%	0.75%
Fruits per bunch	21%	43%	50%
Fruits per plant	29%	55%	57%
Fruit yield	30%	56%	59%

Vitazyme is shown to be an excellent stimulator of plant growth and yield for Colombian tomato culture.

Vital Earth Resources

706 East Broadway, Gladewater, Texas 75647
(903) 845-2163 FAX: (903) 845-2262

2013 Crop Results

Vitazyme on Husk Tomatoes (*Physalis ixocarpa*)

Researcher: Juan Carlos Diaz, Ph.D.

Farmer: Urbana Andrade Silva

Location: Tochapan, Palmarito, State of Puebla, Mexico

Variety: *Physalis ixocarpa*

Planting date: unknown

Experimental design: A field of husk tomatoes was divided into a 1.0 ha area treated with Vitazyme, and the rest of the field received Citoquin, another biostimulant. The objective of the study was to evaluate the relative effectiveness of the products on tomato growth and yield.

1. Citoquin

2. Vitazyme

Fertilization: unknown

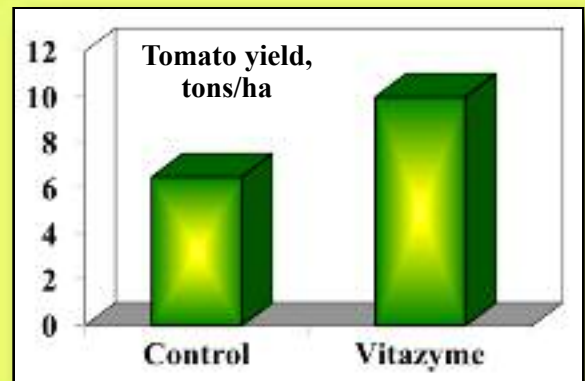
Vitazyme application: (1) 1 liter/ha at early bloom on June 5, 2012 (63 ml in each 25 liter backpack, at 200 liters/ha applied); (2) 1 liter/ha 15 days later on June 20, 2012

Citoquin application: applied in several applications (number not known) at 500 ml/ha. Citoquin has 250 ppm gibberellins, 200 ppm cytokinins, and 20 ppm auxins.

Yield results: The harvest date is not known.

Treatment	Yield tons/ha	Yield change tons/ha
Control	6.5	—
Vitazyme	10.0	3.5 (+54%)

**Increase in yield with
Vitazyme: 54%**



Growth results: Compared to Citoquin, Vitazyme produced ...

- Longer plant life
- Greater leaf area
- Darker green leaf color (more chlorophyll)

Conclusions: A husk tomato study in Mexico revealed that Vitazyme greatly increased fruit yield (+54%) from plants that had more leaf chlorophyll, were larger, and lived longer, showing that this product is an excellent adjunct to tomato culture in Mexico.

Vital Earth Resources

706 East Broadway, Gladewater, Texas 75647
(903) 845-2163 FAX: (903) 845-2262

2013 Crop Results

Vitazyme on Tomatoes

Researcher: Alejandro Reyes

Farmer: Victorino Pacheco

Location: Yecapixtla, Morelia, Mexico

Variety: red table

Experimental design: A greenhouse trial was conducted with Vitazyme on all rows except for two, which served as control rows. Both pre and post-transplant applications were made to determine the efficacy of the product for greenhouse tomato production.

1. Control

2. Vitazyme

Fertilization: unknown

Vitazyme application: During transplant growth, trays were dipped in a 1% solution. After transplanting, plants were drenched with Vitazym an undisclosed number of times.

Growth results: An evaluation in December of 2012 revealed the following with Vitazyme applications:

- **More flowers**
- **Less virus disease incidence.**

Yield results: No harvest date was given. **Two Vitazyme treated rows produced 450 kg more tomatoes than did the two untreated rows over 3.5 months of the cropping cycle.**

Conclusion: Although actual yields of the two treatments are not available in this Mexican greenhouse tomato trial, the Vitazyme treatment produced 450 kg more fruit than did the control, showing the efficacy of this program for tomato production in Mexico.

Vital Earth Resources

706 East Broadway, Gladewater, Texas 75647
(903) 845-2163 FAX: (903) 845-2262

2013 Crop Results

Vitazyme on Tomatoes

Researcher: Erg. Benjamin Hernandez Romero, Lucava, S.A.

Farmer: Eduardo Mejia

Location: Altamira, Tamaulipas, Guatemala

Variety: Tisset 8554 (salad tomato)

Row spacing: 1.9 meters

Row length: 180 meters

Experimental design: A tomato field was divided into Vitazyme treated and control areas. The treated area was 0.5 ha, which comprised 15 bed rows. The objective of the study was to determine the effectiveness of Vitazyme to affect tomato yield under irrigated conditions.

1. Control

2. Vitazyme

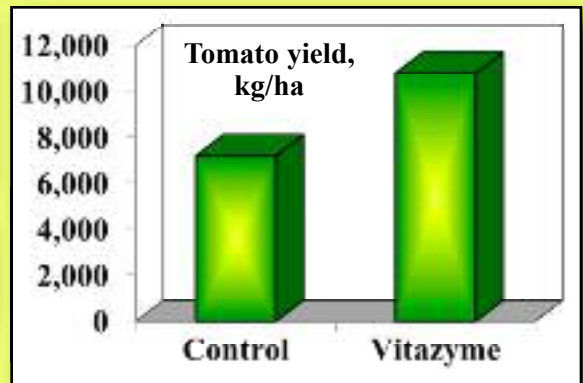
Fertilization: unknown

Vitazyme application: 1.5 liters/ha (750 ml in 50 liters of water for 0.5 ha) sprayed (1) 20 days after transplanting on October 10, 2012, at 15 to 25 cm. tall, (2) 30 to 40 days after transplanting, and (3) immediately after the first picking

Yield results: Only the first two pickings are recorded in this data.

Treatment	Yield kg/0.5 ha	Area yield kg/ha	Yield change kg/ha
Control	3,600	7,200	---
Vitazyme	5,400	10,800	3,600 (+50%)

**Increase in yield with Vitazyme:
50%**



Conclusion: The results of this Guatemala tomato trial were “extraordinary”, in the words of the researcher. A 50% yield increase was realized with the first two pickings, a result of greater and faster plant growth, superior blossoming, and more rapid development of larger fruit. These results show the potential of Vitazyme to improve the yields and profits of tomato growers in Guatemala.

Vital Earth Resources

706 East Broadway, Gladewater, Texas 75647
(903) 845-2163 FAX: (903) 845-2262

2012 Crop Results

Vitazyme on Tomatoes

Researchers: Nelson Najarro and Cristhian Mazariegos, Foragro Development, Guatemala City, Guatemala.

Location: San Manuel Chaparron, Department of Jalapa, Guatemala

Variety: Toliman

Soil type: silty clay

Climate: temperature, 25 to 35°C; relative humidity, 55% average

Planting rate: 4,500 plants/plot

Transplanting date: August 24, 2011

Altitude: 830 meters

Experimental design: Within a field of 0.5 ha receiving transplanted tomatoes, two plots of 2,500 m² were marked to evaluate tomato growth and yield characteristics caused by Vitazyme treatment versus an untreated control.

1. Control

2. Vitazyme

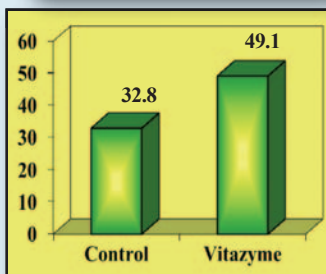
Fertilization: technical standard for high tomato production

Vitazyme treatment: (1) a drench of 500 ml of Vitazyme in 200 liters of water (0.25%) applied to the root zone of each treatment on August 25, 2011, two days after transplanting; (2) a repeat of the first treatment, 13 days later on September 6, 2011; (3) a foliar spray of 2.5 ml of Vitazyme per liter of water (0.25%) on September 13, 2011, 18 days after transplanting; (4) a repeat of the third treatment, 30 days after transplanting on September 26, 2011.

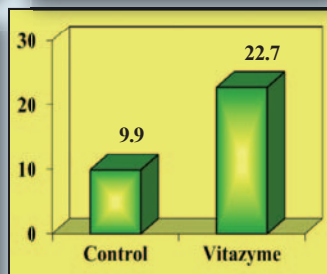
Flower and fruit results: On October 14 and 24, 45 and 65 days after transplanting, flowers and fruits per plant were counted.

45 days after transplanting

Flowers

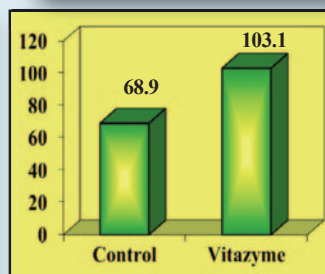


Fruits

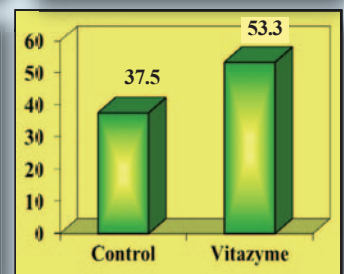


65 days after transplanting

Flowers



Fruits



Increase with Vitazyme

	45 days a.t.*	65 days a.t.*
Flowers	16.3 (+50%)	34.2 (+50%)
Fruits	12.8 (+129%)	15.8 (+42%)

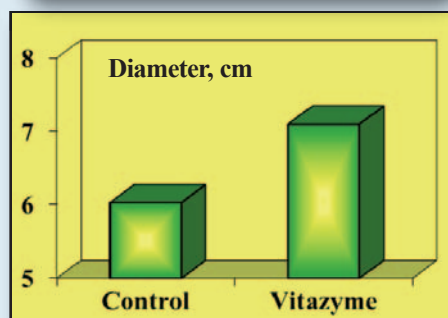
*a.t. = after transplanting

At both evaluation times the number of flowers and fruits were greatly increased with Vitazyme. In both cases, a 50% flower increase was realized, while 42% to 129% increases in fruit were produced.

Yield results: Five pickings were made, on December 1, 15, 22, and 29 of 2011, and on January 5 of 2012. Fruit characteristics were also measured at each picking.

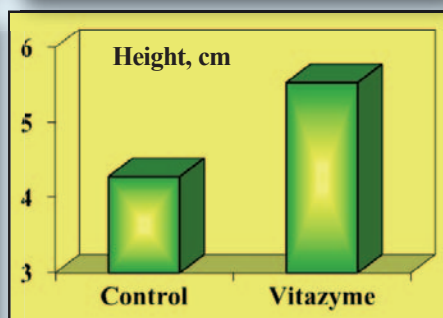
Treatment	Fruit diameter	Fruit height	Fruit weight	Fruits/plot	Yield/plot
	cm	cm	grams	number	kg
<u>December 1, 2011</u>					
Control	6.42	4.42	98.6	6,230.5	614.2
Vitazyme	7.33	5.42	106.0	7,836.5	830.7
<u>December 15, 2011</u>					
Control	6.50	4.50	102.58	12,094.5	1,240.7
Vitazyme	7.75	6.08	106.00	16,792.5	1,780.0
<u>December 22, 2011</u>					
Control	7.08	5.08	105.1	23,456.0	2,464.8
Vitazyme	8.58	7.00	107.2	28,733.8	3,079.3
<u>December 29, 2011</u>					
Control	6.25	4.42	83.4	21,623.5	1,803.8
Vitazyme	7.00	5.42	88.5	26,121.7	2,311.8
<u>January 5, 2012</u>					
Control	3.92	3.00	66.5	10,628.5	706.8
Vitazyme	4.83	3.75	79.0	13,434.0	1,061.3
	<u>Average</u>	<u>Average</u>	<u>Average</u>	<u>Total fruits/ha</u>	<u>Totaltons/ha</u>
Control	6.03	4.28	91.2	296,132	27.32
Vitazyme	7.10	5.53	97.3	371.674	36.25

Fruit Diameter, Ave.



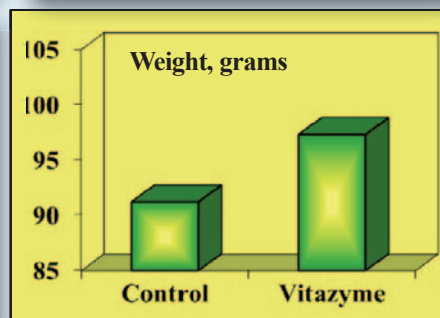
Increase in fruit diameter with Vitazyme: 18%

Fruit Height, Ave.



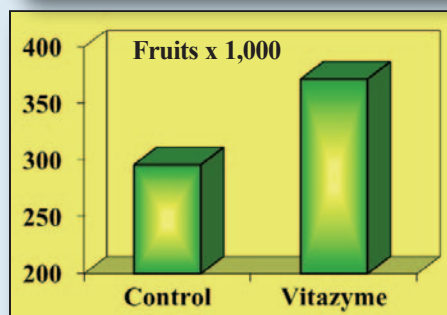
Increase in fruit height with Vitazyme: 29%

Fruit Weight, Ave.



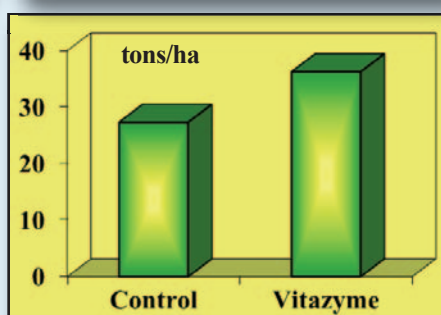
Increase in fruit weight with Vitazyme: 7%

Total Fruits Per



**Increase in fruits
per hectare with
Vitazyme: 26%**

Total Yield Per



**Increase in yield
per hectare with
Vitazyme: 33%**

All parameters of yield were improved by the four Vitazyme treatments: fruit diameter (18%), fruit height (29%), fruit weight (7%), fruits/ha (26%), and most importantly fruit yield (33%).

Conclusions: This Guatemalan tomato trial proved the great effectiveness of Vitazyme – applied four times during the growth cycle – to spur plant and fruit development and yield. Treated plants produced many more flowers and fruits during development (at 45 and 65 days after transplanting) than did the untreated control plants, exceeding the controls by 50% in flowers and 42% to 129% in fruits. During the five harvests, Vitazyme gave large increases in average fruit diameter (18%), fruit height (29%), fruit weight (7%), fruit per hectare (26%), and yield per hectare (33%). With major improvements in both size and yield, these effects of Vitazyme on the tomato crop prove its great efficacy for tomato growers in Guatemala.

Vital Earth Resources

706 East Broadway, Gladewater, Texas 75647

(903) 845-2163 FAX: (903) 845-2262

2008 Crop Results

Vitazyme on Tomatoes

Researcher: unknown

Variety: Volium

Watering: sprinkler irrigation

Seeding rate: unknown

Experimental design: A tomato field was divided into a Vitazyme treated portion and a control (untreated) portion to evaluate the effect of the product on tomato production.

Location: Zaporizge, Tavriya Skif, Ukraine

Soil type: unknown

Planting date: May 10, 2007

1. Control

Fertilization: Soil application, preplant: 300 kg/ha 16-16-16% N-P₂O₅-K₂O; twice during vegetative growth 200 kg/ha 16-16-16% N-P₂O₅-K₂O. Foliar application: urea (45% N) twice at 7 kg/ha, and “rossasol” twice at 7 kg/ha.

2. Vitazyme

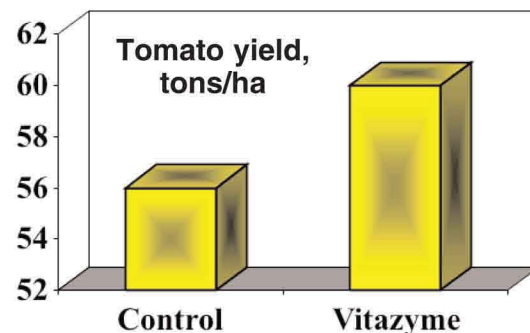
Vitazyme application: 1 liter/ha on the leaves and soil June 20, 2007, and again the first part of July, 2007

Harvest date: Harvest began August 1, 2007, and proceeded for several weeks.

Yield results:

Treatment	Fruit yield	Yield
increase		
	tons/ha	tons/ha
Control	56	—
Vitazyme	60	4 (+7%)

Increase in tomato yield: 7%



Conclusions: This Ukrainian study on tomatoes proved that Vitazyme can significantly increase the yield of tomatoes, using two foliar applications of the product during production. A root drench at planting using a dilute solution would likely have improved the yield even more.

Vital Earth Resources

706 East Broadway, Gladewater, Texas 75647

(903) 845-2163 FAX: (903) 845-2262

2007 Crop Results

Vitazyme on Tomatoes

Cuban Ministry of Sugar

Researchers: Jorge Gonzalez Acosta and Wilberto Gonzalez Marrero

Location: “Camilo Cienfuegos” Agricultural Enterprise, Havana Province, Cuba [Villena covered crop facility]

Variety: unknown

Soil type: red ferralitic (ferralsol)

Water source: irrigation

Planting date: July 1, 2006

Experimental design: A tomato field was divided into a Vitazyme treated and untreated portion to determine the effect of the product, on a commercial basis, on tomato yield. The treated area was 540 m².

1. Control

2. Vitazyme

Fertilization: unknown

Vitazyme application: 1 liter/ha on July 21, 15 days after transplanting, and 1 liter/ha on August 21, 45 days after transplanting

Plant observations during growth:

	<u>Control</u>
Number of fruit	10 to 15 per plant
Foliage development	Less development
Fruit size	Smaller fruit

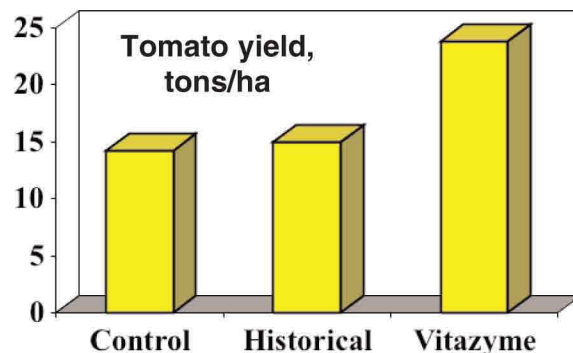
<u>Vitazyme</u>
16 to 20 per plant
Larger leaves, more flowers
Larger fruit

Yield results:

Treatment	Yield	Change
	tons/ha	tons/ha
Control	14.2	—
Vitazyme	23.8	9.6 (+68%)
Historic yield	15.0	—

**Yield increase with Vitazyme:
68%**

Tomato Yield



Conclusions: This Cuban tomato study proved that two applications of Vitazyme greatly boosted fruit yield above the control (+68%), as well as above the historical yields for that site (+62%)

Vital Earth Resources

706 East Broadway, Gladewater, Texas 75647

(903) 845-2163 FAX: (903) 845-2262

2004 Crop Results

Vitazyme on Tomatoes

Researcher: Isel Creach Rodriguez, Ph.D.

Location: Santiago de Cuba Experiment Station, Dos Rios, Palma Soriano, Santiago de Cuba

Variety: unknown

Soil type: Leptic haplustert

Transplanting date: January 1, 2004

Experimental design: Two areas of equal size (180 m²) were planted to tomatoes. One of the plots was treated with Vitazyme while the other was left untreated, and comparisons were made to evaluate treatment differences. There were 302 plants in the Vitazyme plot and 320 plants in the control plot.

1. Control

2. Vitazyme

Fertilization: unknown

Vitazyme application: 1 liter/ha twice, once at transplanting on January 20, 2004, and again on February 11, 2004

Growth results: Measurements of plant height and leaves/plant were made from randomly selected plants on January 21 and February 6, while fruit counts were made on February 23. Because of the experimental design of this study no detailed analyses of variance were made, although simple statistics were calculated.

Plant Height

January 21, 2004

Sample	Control	Vitazyme
	cm	cm
1	20	23
2	16	25
3	19	25
4	15	23
5	17	22
6	20	24
7	19	23
8	18	23
9	17	24
10	19	25
Mean	18.0	23.7 (+32%)

February 6, 2004

Sample	Control	Vitazyme
	cm	cm
1	32	55
2	35	52
3	43	54
4	38	54
5	42	53
6	39	55
7	35	55
8	44	50
9	42	52
10	39	54
Mean	38.9	53.4 (+15%)

Increase in plant height: 32%

Increase in plant height: 15%

Fruit Per Plant (February 23, 2004)

Sample	Control	Vitazyme
	----- fruit per plant -----	
1	28	31
2	22	38
3	23	32
4	20	35
5	19	30
6	19	31
7	22	31
8	21	32
9	21	33
10	19	31
Mean	21.4	32.4 (+42%)

Increase in fruit/plant: 42%

Yield results: Three pickings were evaluated in this study, and an estimated yield was also made for all projected pickings based on past plot studies.

Fruit Weight

Picking	Control			Vitazyme		
	Weight	Fruits	Mean weight	Weight	Fruits	Mean weight
	g	number	g	g	number	g
1 (March 5)	1,000	30	33.3	1,200	30	40
2 (March 12)	600	40	15.0	1,400	40	35
3 (March 18)	800	40	20.0	1,400	40	35
Mean			22.8			36.8 (+61%)

Increase in fruit weight: 61%

Estimated Yield

Control			Vitazyme		
Yield/plant	Plant number	Yield/plot	Yield/plant	Plant number	Yield/plot
0.5 kg	320	160 kg	1.2 kg	302	362.4 kg

Estimated yield increase: 125%

Conclusions: This tomato trial at Santiago de Cuba revealed some profound responses of tomatoes to two Vitazyme applications. Plant height at 21 days after transplanting was 32% greater with Vitazyme, while at 37 days after planting the height difference was 15% above the control. The number of fruit/plant was 42% greater than the control plants at 54 days after planting. Moreover, the average tomato weight averaged from three pickings was 61% greater with Vitazyme treatment, and the projected yield estimate was 125% greater than the control, despite the plot having 18 fewer plants. Clearly, Vitazyme represents as tremendous benefit for tomato production in Cuba.

Vital Earth Resources

706 East Broadway, Gladewater, Texas 75647

(903) 845-2163 FAX: (903) 845-2262

2006 Crop Results

Vitazyme on Tomatoes, a Seed Germination and Seedling Study

Researchers: S. Umesha¹, P. Hariprasad², S.A. Deepak³, S.T. Girish⁴, and Paul Syltie⁵

^{1,2}Department of Applied Botany, Seed Pathology, and Biotechnology, University of Mysore, Manasagangotri, Mysore, India

³National Institute for Agro-Environmental Sciences, Tsukuba, Japan

⁴Department of Botany and Microbiology, Yuvaraja's College, University of Mysore, India

⁵Vital Earth Resources, Gladewater, Texas, U.S.A.

Location: University of Mysore, Mysore, India

Variety: PKM-1, from the seed storage division of the University of Mysore

Experimental design: Various Vitazyme dilutions were prepared for seed soaking, and after drying were used to test seed germination, seedling vigor, seed mycoflora, field emergence, and dry seedling weight. Standard statistical methods were used for analysis of variance, and Duncan's Multiple Range Test at P=0.05 was used to compare treatment means.

Vitazyme treatment: Dilutions were used as follows: 0 (control), 0.001, 0.01, 0.1, 1, 2, 4, 6, 8, 10, 12, 14, 16, 18, 20, 25, and 30%, prepared with sterile distilled water. Seeds were soaked at 26°C for 6 hours on a rotary shaker at 100 rpm, and then blot dried.

Seed Germination and Seedling Vigor

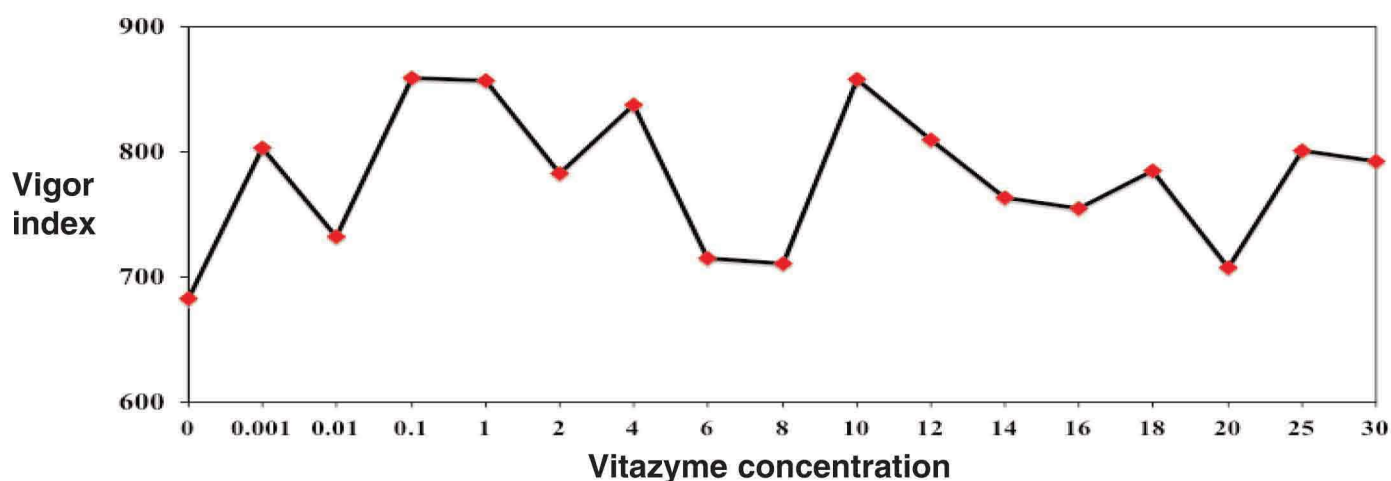
Methods recommended by the International Seed Testing Association were used. Seeds were rolled up on wet germination sheets and incubated in a seed germinator at 27±2°C. Germination was determined as the percent of seeds sprouted and the vigor index was calculated as (mean root length + mean shoot length)(% germination). There were 4 replicates of 100 seeds each, repeated three times.

Vitazyme Concentration	Germination (%)	MRL (CMS)	MSL (CMS)	Vigor index
Control	63 ^{ab}	5.1±0.3 ^{ab}	5.6±0.8 ^b	683 ^f
0.001	63 ^{ab}	5.6±0.2 ^{ab}	7.1±0.4 ^{ab}	803 ^{abc}
0.01	60 ^b	5.2±0.2 ^{ab}	7±0.2 ^{ab}	732 ^{def}
0.1	67 ^{ab}	5.9±0.5 ^{ab}	6.8±0.8 ^{ab}	859 ^a
1	66 ^{ab}	5.8±0.5 ^{ab}	7.1±0.9 ^{ab}	857 ^a
2	61 ^{ab}	5.6±0.9 ^{ab}	7.2±0.3 ^{ab}	783 ^{bcd}
4	68 ^{ab}	6.1±0.2 ^a	6.1±0.2 ^{ab}	838 ^{ab}
6	62 ^{ab}	4.9±0.4 ^{ab}	6.6±0.3 ^{ab}	715 ^{ef}
8	60 ^b	5.3±0.6 ^{ab}	6.4±0.8 ^{ab}	711 ^{ef}
10	65 ^{ab}	5.6±0.3 ^{ab}	7.6±0.4 ^a	858 ^a
12	64 ^{ab}	5.5±0.4 ^{ab}	7.2±0.9 ^a	810 ^{abc}
14	61 ^{ab}	5.0±0.3 ^{ab}	7.4±0.2 ^a	763 ^{cde}
16	61 ^{ab}	5.0±0.3 ^{ab}	7.3±0.8 ^a	755 ^{cde}
18	64 ^{ab}	4.8±0.2 ^b	7.4±0.2 ^a	785 ^{bcd}
20	61 ^{ab}	4.8±0.4 ^b	6.7±0.7 ^{ab}	707 ^{ef}
25	70 ^a	4.7±0.9 ^b	6.7±0.8 ^{ab}	801 ^{abc}
30	64 ^{ab}	5.8±0.2 ^{ab}	6.5±0.3 ^{ab}	792 ^{abcd}

Values are the means of four replicates of 100 seeds each and repeated thrice.

MRL – Mean root length; MSL - Mean shoot length

Several Vitazyme treatments increased seed germination, and all Vitazyme treatments increased the vigor index versus the control. The 0.1, 1, 4, and 25% dilutions gave 66 to 70% responses, compared to 63% for the control, with vigor indices of up to 859, versus 683 for the control.



Increase in vigor index at 10% Vitazyme: 26%

Seed Mycoflora (Fungi)

The Vitazyme concentrations showing the greatest increase in seed quality parameters were selected to use in this study. The soaked seeds were subjected to a standard blotter method for analysis of seed mycoflora. The seeds were incubated at 25±2°C and in 12 hours of light followed by 12 hours of darkness. After 7 days of incubation the fungi were examined with stereo binocular microscopes. Four replicates of 100 seeds each were repeated three times.

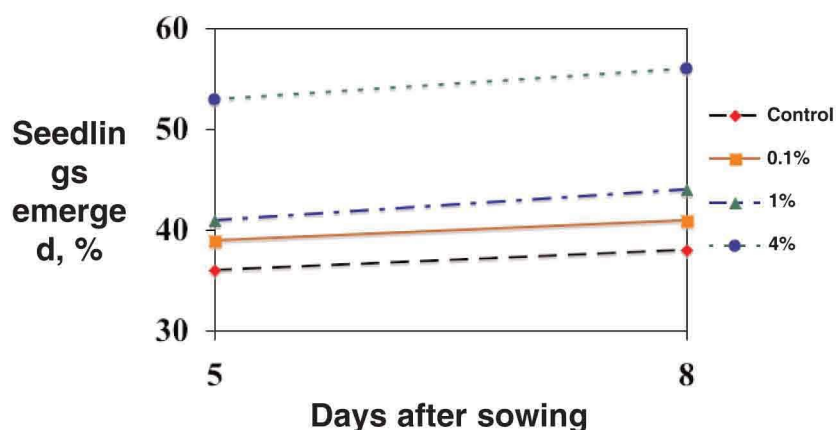
No significant changes were brought by Vitazyme in internal or external seed mycoflora.

Seedling Emergence

The same treatments used for the fungi tests were used in this evaluation. Seeds were sown in 20 x 30 meter plots using normal agronomic practices. Each treatment had four rows (each row a replicate) of 100 seeds each in a randomized block design for two seasons. Seedling emergence was recorded from day 3 to day 16.

Days after sowing	Vitazyme concentration			
	Control	0.001%	1%	4%
	----- seedlings emerged (%) -----			
5	36±1.1 ^f	39±0.5 ^{de}	41±0.5 ^d	53±0.5 ^b
8	38±0.3 ^{ef}	41±0.5 ^d	44±1.0 ^c	56±1.0 ^a

Values are the means of four replicates of 100 seeds each and repeated twice.



All concentrations of Vitazyme increased rice seedling field emergence, especially the 4% soak.

Increase in seedling emergence at 8 days after planting with 4% Vitazyme: 47 percentage points

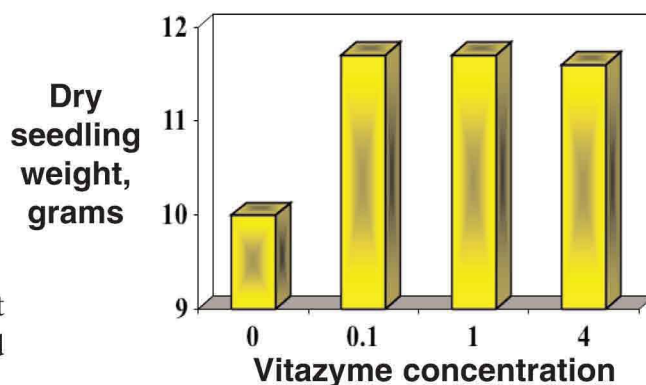
Dry Seedling Weight

Twelve-day-old seedlings were carefully removed from the soil and washed to remove soil particles, oven dried at 60°C for 48 hours, and weighed. Four replicates of 100 seedlings each were repeated three times.

Vitazyme concentration	Dry weight*
%	grams
Control	10±1.0 ^e
0.1	11.7±0.5 ^e
1	11.7±0.2 ^e
4	11.6±0.3 ^e

*The mean of four replicates of 100 seeds each.

Vitazyme at 25% seed soaking gave a 3.3% significant increase in seedling dry weight above the untreated control and the 16% soak.



Increase in dry seedling weight at 1 and 4% Vitazyme: 17%

Conclusions: For all parameters measured, Vitazyme significantly improved tomato germination and seedling performance above the untreated control, which received only distilled water. Especially effective were the 0.1, 1, and 4% concentrations for germination and seedling vigor. These three concentrations, used for the rest of the analyses, then displayed significant improvement in many cases in field seedling emergence and dry seedling weight. These results prove Vitazyme's great effectiveness as a seed treatment for tomatoes in India and other tropical countries.

Vital Earth Resources

706 East Broadway, Gladewater, Texas 75647

(903) 845-2163 FAX: (903) 845-2262

2004 Crop Results

Vitazyme on Tomatoes

Researcher: unknown

Research organization: INIFAT

Location: Cuba

Variety: INIFAT 28

Soil type: Leptic haplustert

Planting date: unknown

Transplanting date: unknown

Experimental design: A one hectare tomato field was divided into two parts, one treated with Vitazyme and the other left untreated, to determine yield and growth differences. All other treatments over the field were the same.

1. Control

2. Vitazyme

Fertilization: unknown

Vitazyme application: unknown

Yield results:

Treatment	Fruit yield	Change	Fruit number	Change
	tons/ha	tons/ha	number	number
Control	11.0	—	89,600	—
Vitazyme	13.0	2.0 (+18%)	115,200	25,600 (+29%)

Increase in tomato yield: +18%

Increase in fruit yield: +29%

Conclusions: Tomato numbers and yield were greatly increased by Vitazyme in this Cuban study. Relatively few details of this study are available.

Vital Earth Resources

706 East Broadway, Gladewater, Texas 75647

(903) 845-2163 FAX: (903) 845-2262

2004 Crop Results

Vitazyme on Tomatoes

Vegetable trial of the Cuban Ministry of Sugar

Researcher: unknown

Farm: Aracelio Iglesias Diaz Agricultural Enterprise

Location: Mayajigua, Sancti Spiritus, Cuba

Soil type: "gleyish" Vertisol

Varieties: Rome and Lignon

Planting date: unknown

Plant spacing: unknown

Experimental design: Two fields of tomatoes of the above varieties were divided so that one hectare of each received Vitazyme one time. Yield, fruit size, and other parameters were used to evaluate Vitazyme effects. Only one replicate was used.

1. Control

2. Vitazyme

Fertilization: compost only

Vitazyme application: 1 liter/ha to the plants after the first picking

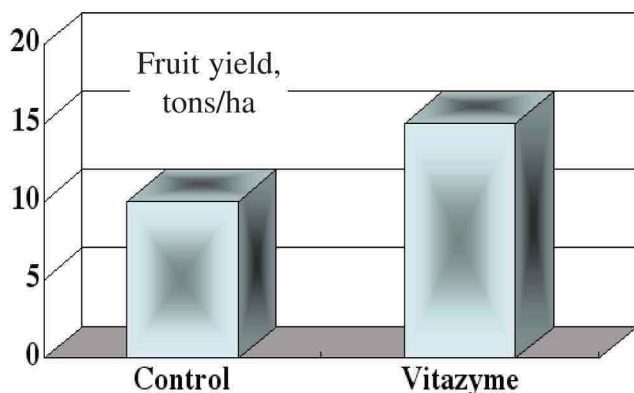
Harvest date: unknown

Yield results:

Rome Tomatoes

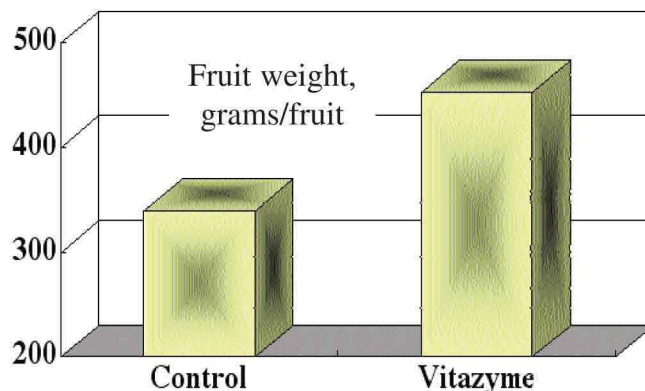
Treatment	Fruit yield ton/ha	Change tons/ha	Fruit weight g/fruit	Change g/fruit	Fruit color	Foliage color
Control	10	—	340	—	Light red	Light green
Vitazyme	15	5 (+ 50%)	453	113 (+ 33%)	Dark red	Dark green

Fruit Yield



Increase in fruit yield: + 50%

Fruit Weight

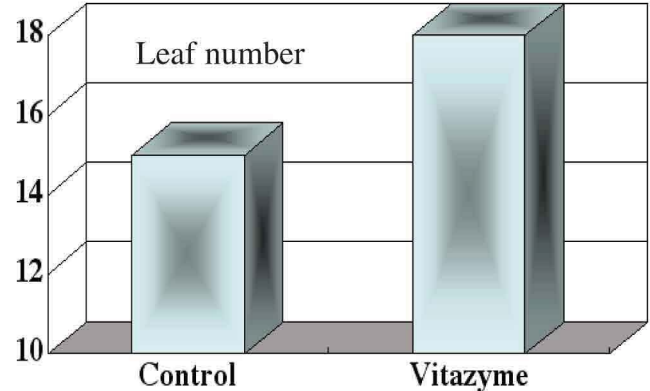


Increase in fruit weight: + 33%

Lignom Tomatoes

Treatment	Leaf number	Change
Control	15	—
Vitazyme	18	3(+ 20%)

Increase in fruit yield: + 20%



Conclusions: Vitazyme, applied only once after the first picking, caused a remarkable improvement in tomato yield: 50% for the Rome variety, and 20% for the Lignom variety. In addition, the treated Rome tomatoes were 33% heavier than the control fruit, and were darker red in color. Also, the foliage of the treated tomatoes was darker green, containing more carbon fixing chlorophyll than the foliage of the control tomatoes. In addition, after the last picking the Vitazyme treated plants continued with greater vigor and yield compared to the control.

Vital Earth Resources

706 East Broadway, Gladewater, Texas 75647

(903) 845-2163 FAX: (903) 845-2262

2003 Crop Results

Vitazyme on Tomatoes

Research Institute of Tropical Agriculture Fundamentals

Research organization: Research Institute of Tropical Agriculture Fundamentals [INIFAT]

Location: Santiago de las Vegas, City of Havana Province, Cuba

Soil type: red ferralitic

Variety: INIFAT-28, a salad tomato

Transplanting date: February 25, 2003

Previous crop: unknown

Experimental design: This study was designed to evaluate the effectiveness of Vitazyme to enhance tomato growth and yield. Six parcels of land on the INIFAT research station, each 50 m², were marked out in a pattern as shown here. Two treatments were applied, Vitazyme and an untreated control, with three replicates. Each plot received 100 tomato transplants. The data were analyzed using Analysis of Variance and Duncan's Multiple Range Test.

1. Control
2. Vitazyme

Control	Vitazyme	Control
Buffer	Buffer plot	Buffer plot
Vitazyme	Control	Vitazyme

Fertilizer treatments: standard for the institute

Vitazyme treatments: Seedlings: For the Vitazyme plots the seedlings were inserted for 10 minutes in a jar containing 60 ml in 10 l of water (a 0.6% solution) before planting.

Field: A hand sprayer containing 50 ml of Vitazyme in 500 ml of water (a 1% solution) was used to apply to the leaves of the plants on March 12 (15 days after planting). A second application was made by sprayer on April 1, 34 days after planting.

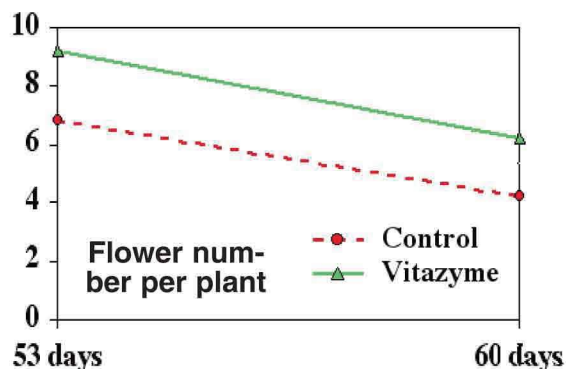
Flower and fruit results: Flowers and fruits were counted on 50 plants from each plot on April 19 (53 days after planting) and April 26 (60 days after planting). These 150 plants for each treatment were then averaged to a per plant basis.

Flower Number Per Plant

Treatment	At 53 days		At 60 days	
	Flowers*	Change	Flowers*	Change
	----- number -----			
Control	6.8 b	—	4.2 b	—
Vitazyme	9.2 a	2.4 (+35%)	6.2 a	2.0 (+48%)

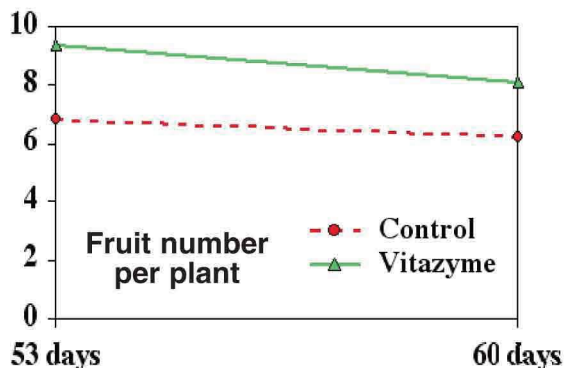
*Means followed by the same letter are not significantly different at P=0.05 according to Duncan's Multiple Range Test.

Increase in flowers at 53 days: + 35%
Increase in flowers at 60 days: + 48%



Vitazyme greatly enhanced the degree of flowering of treated plants versus untreated controls.

Fruit Number Per Plant



Treatment	At 53 days		At 60 days	
	Fruit*	Change	Fruit*	Change
Control	6.8 b	—	6.2 b	—
Vitazyme	9.4 a	2.6 (+38%)	8.1 a	1.9 (+31%)

*Means followed by the same letter are not significantly different at $P=0.05$ according to Duncan's Multiple Range Test.

Increase in fruit at 53 days: + 38%
Increase in fruit at 60 days: + 31%

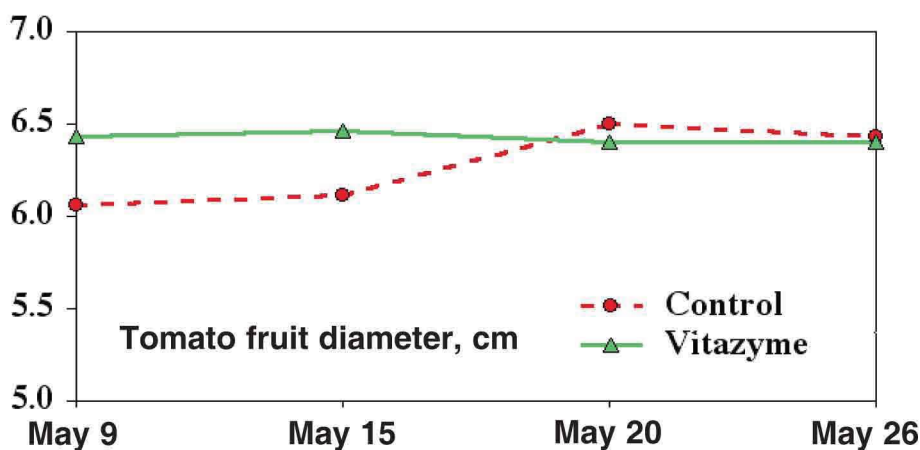
Vitazyme caused the treated tomato plants set about a third more fruit than the untreated controls.

Yield and fruit results: Tomato fruit were harvested on May 9, May 15, May 20, and May 26, which were 73, 79, 84, and 90 days after planting, respectively. Each value represents an average from 100 plants for each plot.

Fruit Diameter

Treatment	May 9*	May 15*	May 20*	May 26*	Total
Control	6.06 b	6.11 b	6.50 a	6.43 a	6.27
Vitazyme	6.43 a	6.46 a	6.40 a	6.40 a	6.42 (+2%)

*Means followed by the same letter are not significantly different at $P=0.05$ according to Duncan's Multiple Range Test.



The tomato fruit were significantly bigger for the May 9 and 15 harvests, but not for the May 20 and 26 harvests. The overall size of the fruit was, on average, larger with Vitazyme

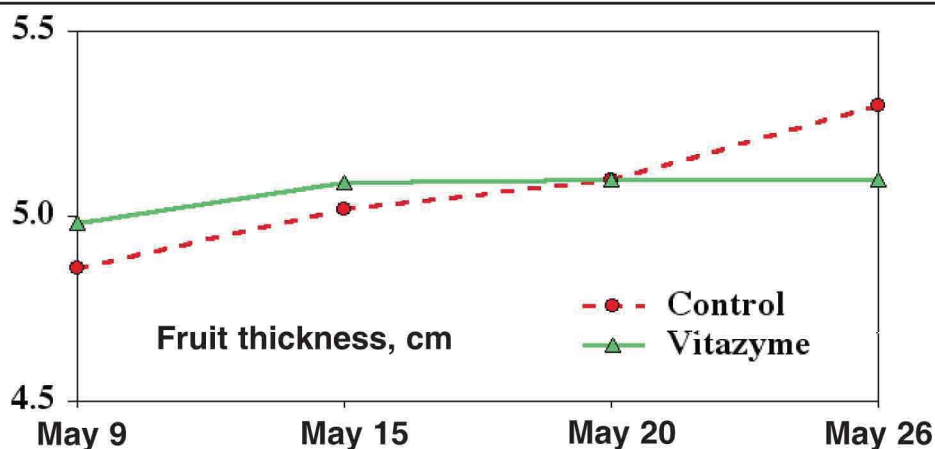
**Increase in
fruit diameter:
0.15 cm**

Fruit Height (Thickness)

Treatment	May 9*	May 15*	May 20*	May 26*	Total
Control	4.86 a	5.02 a	5.10 a	5.30 a	5.06
Vitazyme	4.98 a	5.09 a	5.10 a	5.10 a	5.06

*Means followed by the same letter are not significantly different at $P=0.05$ according to Duncan's Multiple Range Test.

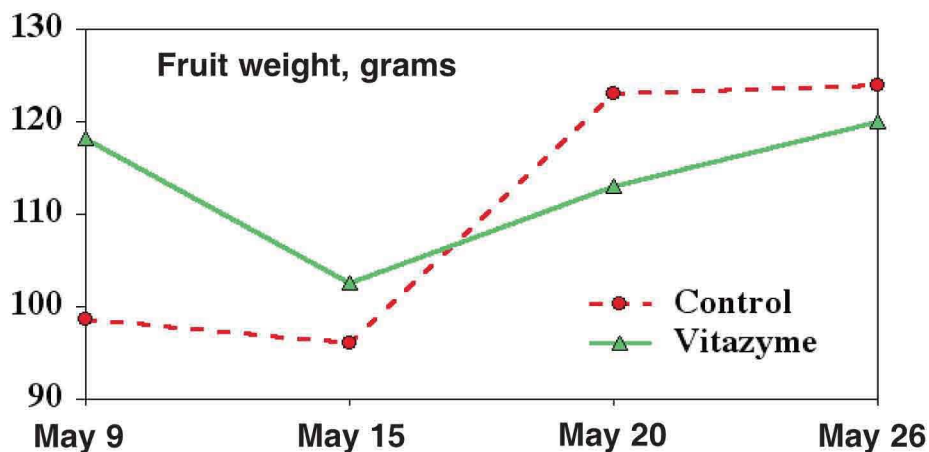
The height or thickness of the fruit did not differ greatly throughout the trial, being somewhat greater for Vitazyme at the beginning and a bit greater for the control at the end ... in line with the diameter changes.



Fruit Weight

Treatment	May 9*	May 15*	May 20*	May 26*	Total
fruit weight, grams					
Control	98.6 b	96.1 b	123.0 a	124.0 a	110.4
Vitazyme	118.2 a	102.6 a	113.0 b	120.0 a	113.4 (+3%)

*Means followed by the same letter are not significantly different at $P=0.05$ according to Duncan's Multiple Range Test.

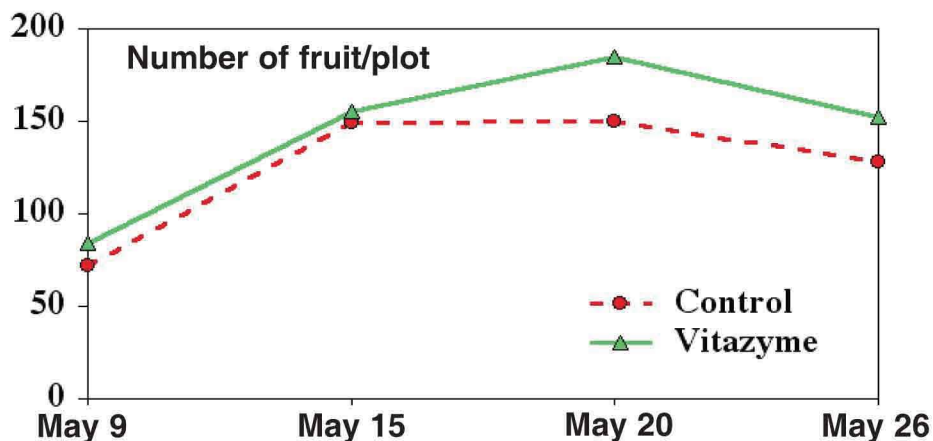


The Vitazyme treated fruit were significantly heavier for the first two harvests, but the control significantly outweighed the Vitazyme treatment on May 20. On May 26, fruit from the two treatments were statistically equal, but overall weight favored Vitazyme by 3%.

Increase in tomato fruit weight: +3%

Fruit Per Plot

Treatment	May 9	May 15	May 20	May 26	Total
number of fruit/plot					
Control	72	149	150	128	448
Vitazyme	84	155	185	152	576 (+29%)

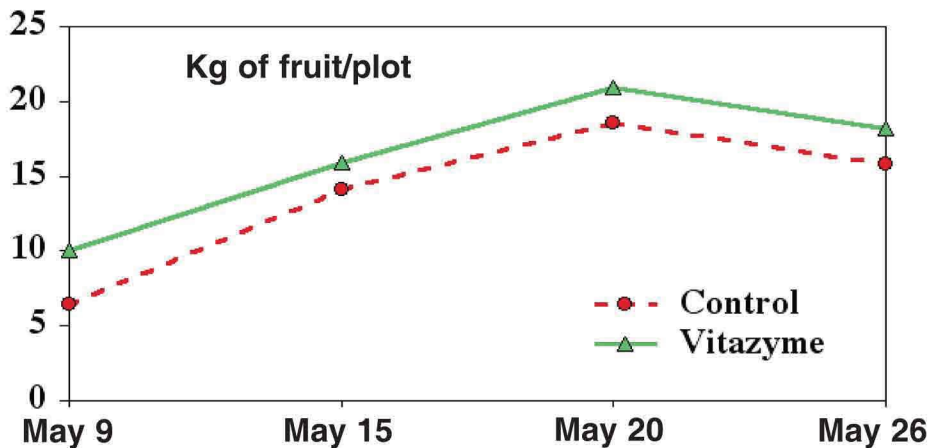


The total fruit from all plots shows a decided advantage from Vitazyme for all four harvest periods, giving an increase in total fruit of 29%.

Increase in fruit per plot: 29%

Yield Per Plot

Treatment	May 9	May 15	May 20	May 26	Total
	-----		kg of fruit/plot	-----	
Control	6.4	14.1	18.6	15.8	56.0
Vitazyme	10.0	15.9	20.9	18.2	65.0 (+16%)



The average yields of the various plots showed an increase with Vitazyme over the control at every picking, giving an overall yield increase of 16%

**Increase in plot
yield: +16%**

Conclusions: A replicated research study using the tomato variety INIFAT-28 near Havana, Cuba, produced results that were highly favorable for Vitazyme. Using 100 plants per plot, the degree of statistical significance with fruit diameter and thickness, as well as fruit weight, was in most cases favorable to the Vitazyme treatment, while fruit numbers and harvested weights always favored Vitazyme. These data are summarized below.

Changes in Tomatoes with Vitazyme

Change in flowers at 53 days: + 35%
 Change in flowers at 60 days: + 48%
 Change in fruit number at 53 days: + 38%
 Change in fruit number at 60 days: + 31%
 Change in fruit diameter: + 2% (0,15 cm)
 Change in fruit thickness: no change
 Change in fruit weight: + 3%
 Change in fruit number per plot: + 29%

The conclusions of the INIFAT study in terms of fruit number and yield are summarized in the table below.

Treatment	Number of fruit	Yield
	number	tons
Control	89,600	11.0
Vitazyme	115,200	13.0
Increase (%)	28	18

According to INIFAT researchers, **“The effectiveness of the growth and yield enhancing product ‘Vitazyme’ was manifested in the tests conducted. The application stimulates the number of fruits per plot, with a slight increase in the weight of each fruit. As a consequence, agricultural yields are 18% greater than when the product is not applied.”**

Vital Earth Resources

706 East Broadway, Gladewater, Texas 75647

(903) 845-2163 FAX: (903) 845-2262

2001 Crop Results

Vitazyme on Tomatoes

Daegu University, South Korea

Research coordinator: H.W. Chung

Researcher: unknown

Location: Greenhouse at Daegu University, Hayang Eup, Kyungju City, Kyungbuk, Korea

Soil type: "market bed" soil

Pot number: 26

Variety: House Doterang

Transplanting date: January 6, 2001

Seeding date: December 22, 2000

Experimental design: The pots were placed in a randomized design using three treatments and four replicates (2 plants per plot). The treatments were as follows:

1. Control

2. Vitazyme

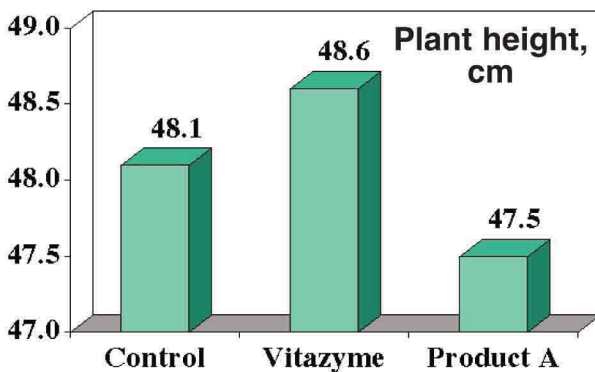
3. Product A

Fertilization: unknown

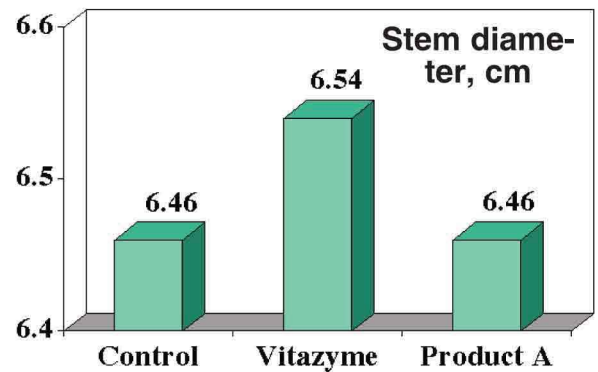
Vitazyme application: A 1:2,000 dilution (0.05%) was used in this study as a foliar spray on February 16 and 26, and March 6.

Data collection: Data were compiled on March 8, 2001.

Plant height

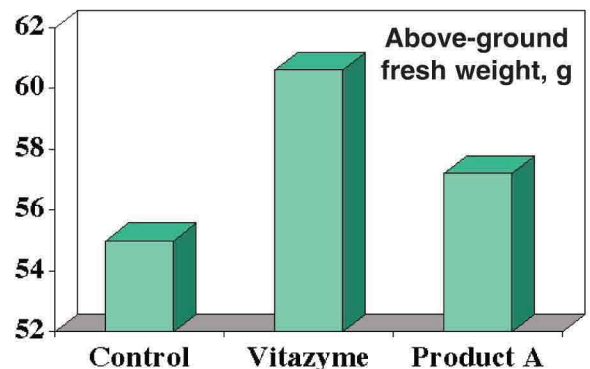


Stem diameter



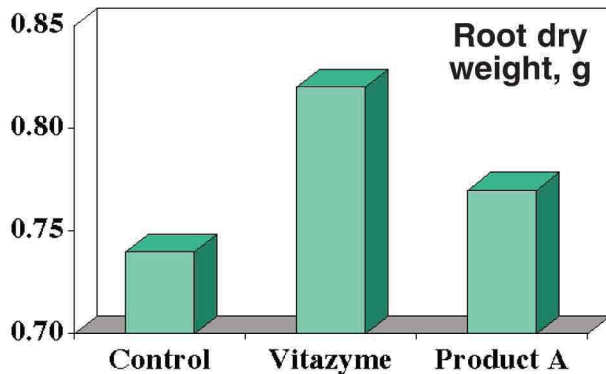
Fresh weight, above-ground portion

Treatment	Above-ground fresh weight	Change
	----- g -----	
(Control)	55.0	—
(Vitazyme)	60.6	+5.6 (+10%)
(Product A)	57.2	+2.2 (+4%)



Increase in above-ground fresh weight with Vitazyme: 10%

Root dry weight



Treatment	Root dry weight	Change
	----- g	
(Control)	0.74	—
(Vitazyme)	0.82	+0.08 (+11%)
(Product A)	0.77	+0.03 (+4%)

Increase in root dry weight with Vitazyme: 11%

Conclusions: Tomatoes in this Daegu University replicated trial performed very well with Vitazyme, increasing in fresh above-ground weight by 10% and in root dry weight by 11%. These increases should translate to higher yields and income versus the control and Product A if carried out to plant maturity. Vitazyme stimulates plant metabolism and growth of both leaves and roots through its powerful natural activators.

Vital Earth Resources

706 East Broadway, Gladewater, Texas 75647

(903) 845-2163 FAX: (903) 845-2262

2001 Crop Results

Vitazyme on Tomatoes

Producer: OPC Farms, Inc.

Location: Lemoorie, California

Planting date: first part of April

Row spacing: 60 inches, 14 inches in the row

Experimental design: A 155-acre field was used, with a 10-acre strip treated with Vitazyme.

Personnel: Steve Dabbs and Frank Costamagna

Variety: Heinz 410, a round cannery processing type

Soil type: unknown

Population: about 7,500 plants/acre

1. Control (most of the field)

2. Vitazyme

Fertilizer treatments: Fertilizers were applied according to a soil analysis. Preplant: 500 lb per acre of 3-10-10+Zn (1 gal/acre). Sidedress: 150 lb/acre of UN-32.

Vitazyme treatments: (1) Preplant, before transplanting, shanked in at 13 oz/acre 6 inches on either side of the rows, 2 inches above furrow level; (2) Sidedressed at 13 oz/acre in May, when UN-32 was applied at early blossom

Harvest date: August 2, 2001

Yield results: There was considerable variation in plant population across the field due to insect-borne diseases. Some insects were blown in by high winds from the Sierra foothills during the growing season and caused severe wilt disease and dieback. Thus, no accurate yield results could be obtained.

Quality results: Two major criteria were used to determine tomato quality: (1) color and (2) percent solids. Values from five loads each for the control and Vitazyme areas were used.

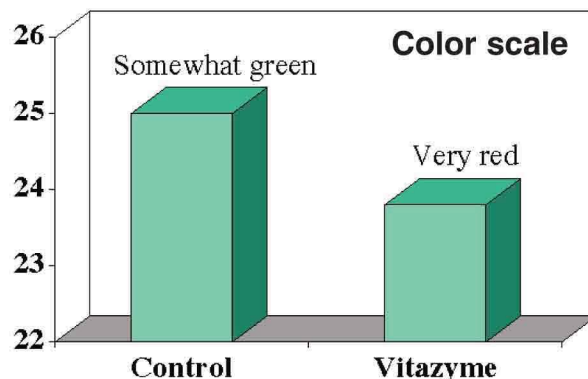
Tomato Color

	Control	Vitazyme	Change
	----- color scale -----		
Deepness of red*	25.0	23.8**	1.2

*Tomato color is evaluated by grinding the fruit and evaluating redness of the internal flesh. Green=30, red=24 (the ideal color).

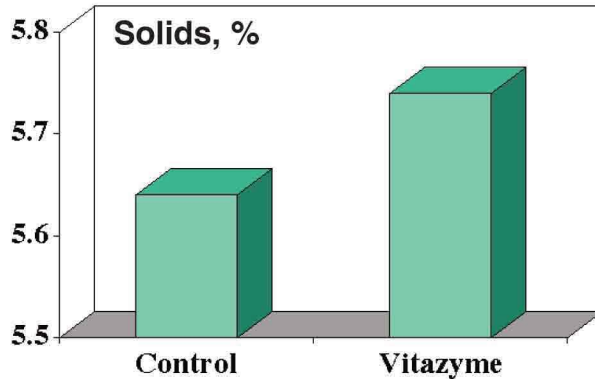
** Significantly different from the control at P=0.10, using a completely randomized design and the Tukey-Kramer Test.

Vitazyme produced a deep red internal tomato color which was ideal for processing. The control produced a greener colored tomato that was less desirable.



Improvement in color: 1.2 points

Percent Solids



	Control	Vitazyme	Change
	----- % -----		
Solids	5.64	5.74*	(+) 0.10

* Significantly greater than the control at $P=0.19$, using a completely randomized design and the Tukey-Kramer Test.

Improvement in solids: 0.1%

Income increase: There was a significant improvement in tomato yields with Vitazyme due to an increase in density of the fruit (0.1%).

Increase in yield due to an extra 0.1% solids 2.6087 tons/acre

Value of tomatoes (approximate) \$48.00/ton

Increase in income with Vitazyme: \$125.22/acre

Conclusions: Vitazyme significantly improved tomato quality in this large-scale commercial test. Both color and solids of the treated tomatoes were improved, yielding about 2.61 tons/acre more with \$125/acre more income as a result.

Vital Earth Resources

706 East Broadway, Gladewater, Texas 75647
(903) 845-2163 FAX: (903) 845-2262

2000 Crop Results

Vitazyme on Tomatoes ***A testimonial***

Grower: Steve Maze

Location: Fredonia, New York

Experimental design: An entire fresh market tomato production area was treated with Vitazyme and evaluated.

Researcher: Jim Barber, Agway, Inc.

Soil type: clay loam

1. Control

2. Vitazyme

Vitazyme applications: 13 oz/acre in the transplant water, and two more 13 oz/acre applications with cover sprays, beginning at fruit set

Fertilization: balanced fertilizer applications with regular cover sprays, especially fungicide sprays after fruit set

Comments: Jim Barber: **“The yield was higher than usual. Overall plant health was superior, and quality was consistent throughout the season. This treated crop, although planted later than some other fields in the area, was the first to ripen. Also, this crop continued to yield late in the season when others had quit, with good quality even late in the season.”**

Vital Earth Resources

706 East Broadway, Gladewater, Texas 75647
(903) 845-2163 FAX: (903) 845-2262

2000 Crop Results

Soil Foodweb Analysis of Vitazyme Effects On a Tomato Crop

Field researcher: Shepard Smith, Sunbow Farms, Corvallis, Oregon

Laboratory analyst: Elaine Ingham, Ph.D., Soilfoodweb Inc., Corvallis, Oregon

Experimental setup: Four 100-ft long rows, spaced 3 ft apart, were transplanted on June 3, 2000 (seeded April 5). The varieties Heinz (paste type), Celebrity, and Abe Lincoln (medium-large types) were used, and rows were divided into replicates of about 15 ft long. Five replicates for the control and Vitazyme treatments were selected, using 15-ft row sections randomly selected from the eastern side (three sections for each treatment) and western side (three sections for each treatment).

Soil sampling, laboratory analyses, and Vitazyme applications: All samples were analyzed for the following:

- (a) Total and active bacteria
- (b) Total and active fungi
- (c) Protozoa
- (d) Nematodes
- (e) Mycorrhizal fungi

June 4: soil samples collected for analysis (all plots)

June 4: Vitazyme sprayed at 200 ml/plant of a 0.5% solution

June 12: soil samples collected for analysis (all plots)

July 3: soil samples collected for analysis (all plots)

July 3: Vitazyme sprayed at 200 ml/plant of a 0.5% solution

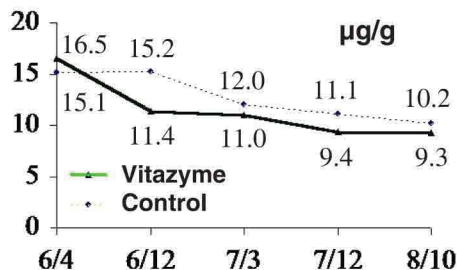
July 12: soil samples collected for analysis (Vitazyme plots only)

August 3: Vitazyme sprayed at 200 ml/plant of a 0.5% solution

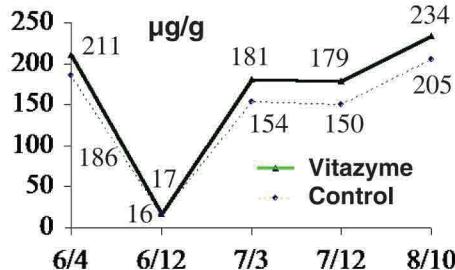
August 10: soil samples collected for analysis (all plots)

Results of analyses: All laboratory analyses were performed at the Soilfoodweb laboratory at Corvallis, Oregon. The control analyses for 7/12 are interpolated, since no evaluations were made.

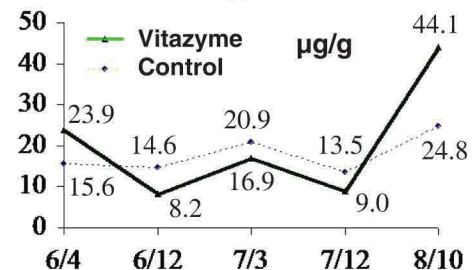
Active Bacterial Biomass



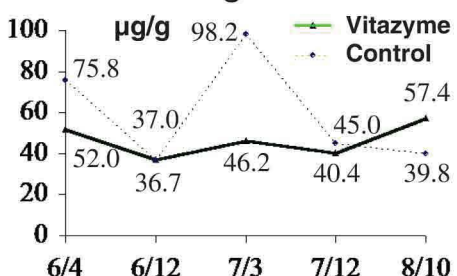
Total Bacterial Biomass



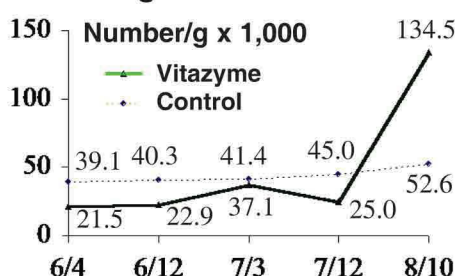
Active Fungal Biomass



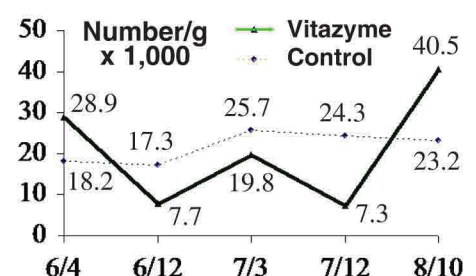
Total Fungi Biomass



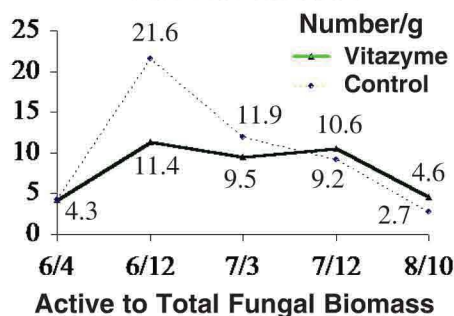
Flagellate Protozoa



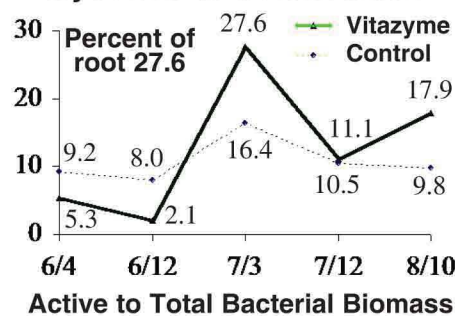
Amoebae Protozoa



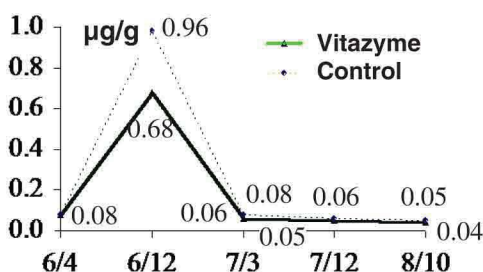
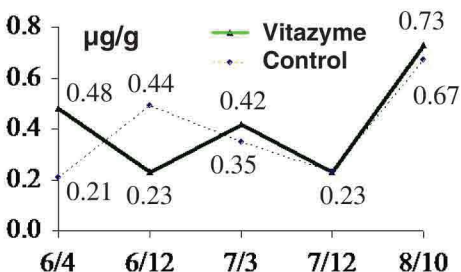
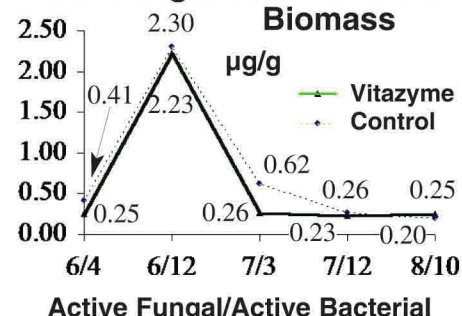
Total Nematodes



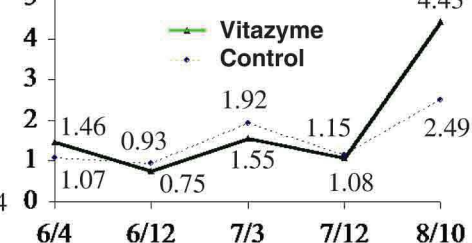
Mycorrhizal Colonization



Total Fungal/Total Bacterial Biomass



Active Fungal/Active Bacterial Biomass



Analysis of the data:

June 4

The control treatments in general had better roots, as discovered before the first Vitazyme application on June 4.

June 12

Vitazyme had lower levels of active bacterial and fungal biomass, but about the same total biomass of each. There were fewer ciliate protozoa, indicating improved aeration and soil structure with Vitazyme. With Vitazyme there was less mycorrhizal colonization.

July 3

The Vitazyme treated soil had more total bacterial biomass, and a greater mycorrhizal population of the tomato roots (27.6% vs. 16.4%). The total fungal/total bacterial ratio was lower with Vitazyme, a favorable response.

July 12

A good number of bacteria-feeding nematodes was detected with Vitazyme, though fungi, bacteria, and mycorrhizae numbers were rather low. Active fungi to active bacteria ratios for the Vitazyme treatment were moving towards a good ratio, although nitrogen release was low, typical of the warm and dry summer period.

August 10

Warmer midsummer temperatures caused the Vitazyme treatments to exceed the control in nearly all categories:

- Total bacterial biomass (234 vs. 205 µg/g)
- Active fungal biomass (44.1 vs. 24.8 µg/g)
- Total fungal biomass (57.4 vs. 39.8 µg/g)
- Flagellate protozoa (134.5 vs. 52.6/g)
- Total nematode numbers, mostly beneficial (4.8 vs. 2.7/g)
- Mycorrhizal colonization (17.9 vs. 9.8%)
- Total fungal to total bacterial biomass (0.25 vs. 0.20)
- Active fungal to active bacterial biomass (4.43 vs. 2.49)
- Plant-available N-supply from predators (230 vs. 105 lb/acre)

Starting with inferior roots at the beginning of the test period, the soil foodweb composition and performance improved over the course of the growing season for these tomatoes as the three Vitazyme applications had their effect. By August 10 a more favorable level of fungi to bacteria had developed, flagellate protozoa had increased, mycorrhizae colonization was nearly double the control, and plant-available nitrogen had suddenly shot up. It is very likely that these effects of Vitazyme on the soil foodweb can explain many of the benefits to plant growth noted with its use.

Time	Control		Vitazyme	
	lb N/acre		lb N/acre	
6/4 (pre-treatment)	169		140	
6/12	161		121	
7/3	204		174	
7/12	—		133	
8/10	105		230	

Vital Earth Resources

706 East Broadway, Gladewater, Texas 75647

(903) 845-2163 FAX: (903) 845-2262

2000 Crop Results

Vitazyme on Tomatoes

Caribbean Chemicals International

Agronomist: Fayaz Shah

Location: Aranguez, Trinidad, West Indies

Variety: Gempride

Transplanting date: November 3, 1999

Harvest date: January 19, 2000, and thereafter

Experimental design: An area of a field comprising 50 "banks", each with about 10 plants each (about 500 plants), was treated with Vitazyme. Plot size was 10x150 ft. An untreated area alongside was the control.

Fertility treatments: equal for all plots

Vitazyme treatments: Vitazyme was applied at 30 ml/gallon (about 1%) on the following dates: November 10, November 25, December 9, and December 29, 1999. These dates were 7, 22, 36, and 56 days after transplanting. Each plant received about 2 tbsp. of the Vitazyme solution when it was applied. The application was 3.27 liters/hectare.

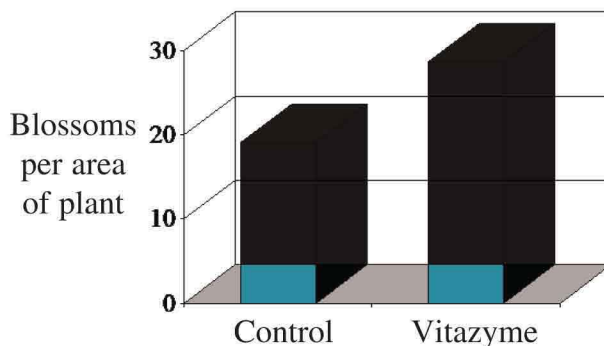
Growth results:

Flowers

An 8-inch X 8-inch frame was placed at random on top of 10 randomly selected plants, and the number of flowers was counted for the control and treated areas.

<u>Treatment</u>	<u>Flowers</u>	<u>Increase</u>
Control	19.1 b	--
Vitazyme	28.7 a	9.6 (+50%)

Means followed by the same letter are not significantly different at $P = 0.05$. $LDS_{0.05} = 2.7$.

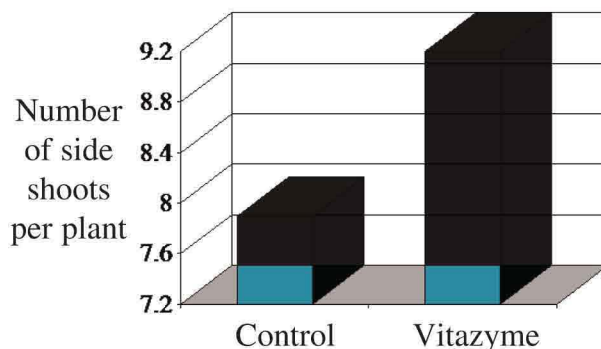


Side Shoots

The number of lateral shoots was counted on 10 randomly selected plants for both treatments. The control plants had thinner stems on average.

<u>Treatment</u>	<u>Side shoots</u>	<u>Increase</u>
Control	7.9 b	--
Vitazyme	9.2 a	1.3 (+16%)

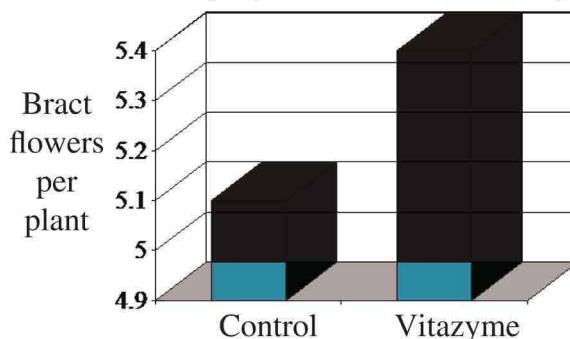
Means followed by the same letter are not significantly different at $P = 0.05$. $LDS_{0.05} = 1.1$.



Flowers On a Bract

The number of flowers contained on a bract (cluster of blossoms) was counted for 10 random plants of both treatments. Three of the Vitazyme treated bracts already had young fruit developing at the time of counting.

<u>Treatment</u>	<u>Bract flowers</u>	<u>Increase</u>
Control	5.1	--
Vitazyme	5.4	0.3 (+6%)

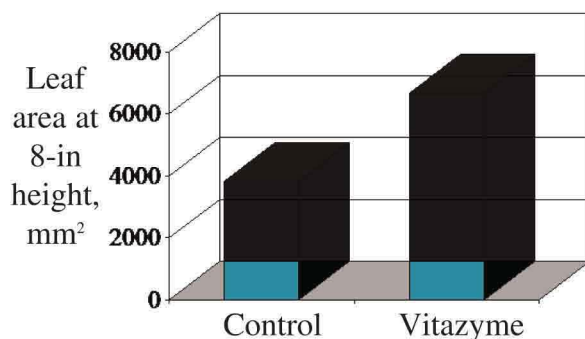


Leaf Area at 8-inch Height

Ten plants were selected randomly from each treatment, and the leaf area at the 8-inch height was measured.

<u>Treatment</u>	<u>Leaf area at 8-in, mm²</u>	<u>Increase</u>
Control	3,823 b	--
Vitazyme	6,674 a	2,851 (+75%)

Means followed by the same letter are not significantly different at $P = 0.05$. $LDS_{0.05} = 1,408 \text{ mm}^2$.



Fruits and Flowers On Two Plants

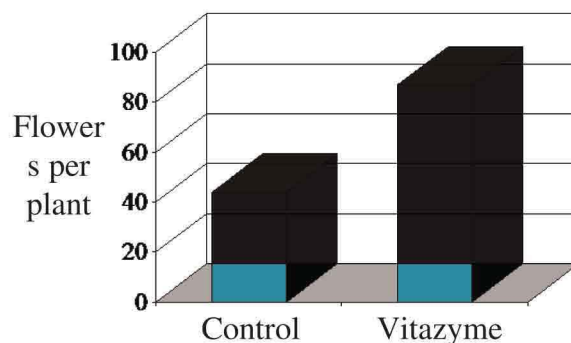
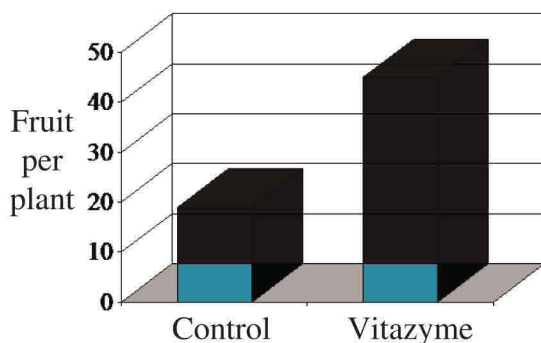
Two representative plants from each plot were pulled out, and the fruits and flowers were counted for each.

<u>Treatment</u>	<u>Fruit per plant</u>	<u>Increase</u>
Control	19 a	--
Vitazyme	45 a	26 (+137%)

No statistical differences appeared due to high variability of only two reps.

<u>Flowers per plant</u>	<u>Increase</u>
44 b	--
87 a	43 (+98%)

Means followed by the same letters are not significantly different at $P = 0.05$. $LSD_{(0.05)} = 6.4$.



Side Shoots, Plant Height, and Stem Circumference

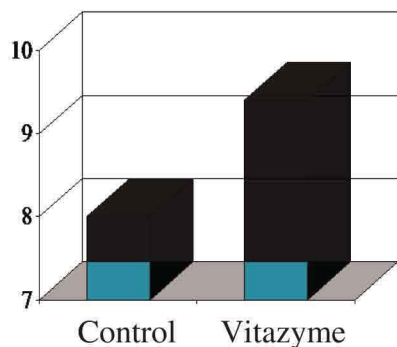
For 10 randomly selected plants for each treatment at a particular date, the number of side shoots, height, and stem thickness at 1 inch above soil level were measured.

<u>Treatment</u>	<u>Side shoots</u>	<u>Increase</u>	<u>Height, m</u>	<u>Increase</u>	<u>Stem circumference, mm</u>	<u>Increase, mm</u>
Control	8.0 a	--	1.16 b	--	39 b	--
Vitazyme	9.4 a	1.4 (+18%)	1.33 a	0.17 (+15%)	46 a	7 (+18%)

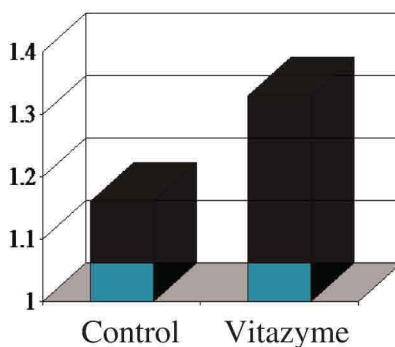
Means followed by the same same letter are not significantly different at $P = 0.05$. $LSD_{0.05} = 0.08$.

Means followed by the same letter are not significantly different at $P = 0.05$. $LSD_{0.05} = 4.9$.

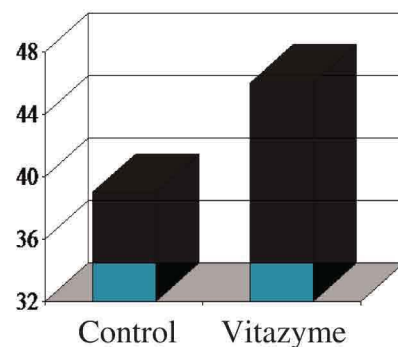
Side shoots



Height, m



Stem circum., mm

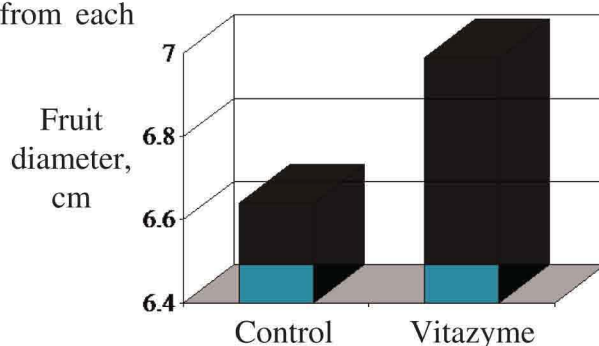


Fruit Diameter

For the first harvest five representative fruit were selected from each treatment, and the diameters were measured and averaged.

<u>Treatment</u>	<u>Fruit diameter, cm</u>	<u>Increase</u>
Control	6.64 b	--
Vitazyme	6.99 a	0.35 (+5%)

Means followed by the same letter are not significantly different at $P = 0.05$. $LSD_{0.05} = 0.15$.



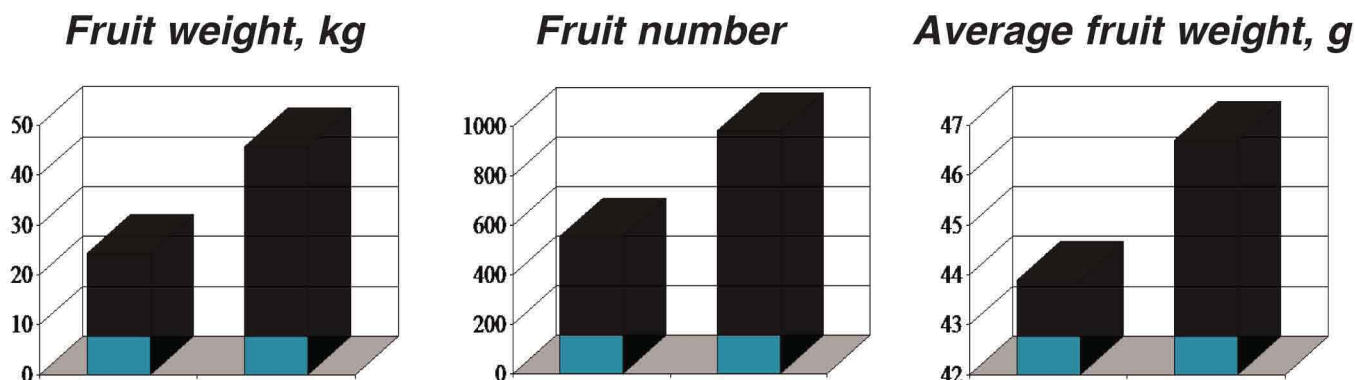
In-Field "Taste Test"

Participants in this study were given five fruits from each treatment and asked to select the superior flavor of fruit. Vitazyme treated tomatoes received higher taste ratings than did the control tomatoes.

Yield results: Tomatoes were harvested on several dates from the two treatments, and records were kept on fruit weight and number of fruit. From these values the average fruit weights were calculated. Harvest dates were January 19, 25, and 31, February 3, 7, 11, 14, 18, 21, 25, and 28, and March 3 and 8, 2000. Green and small fruit was also tabulated, but are not included in the data on the next page.

<u>Treatment</u>	<u>Fruit weight</u> -----kg-----	<u>Increase</u>	<u>Fruit number</u> -----number-----	<u>Increase</u>	<u>Average fruit weight</u> -----grams/fruit-----	<u>Increase</u>
Control	24.333	--	554	--	43	-- (54.1 lb)
Vitazyme	45.792	21.459 (+88%)	980	426 (+77%)	46.7	2.8 (+6%) (101.8 lb) (47.3 lb)

A statistical analysis of these data was not conducted because fruit weight and fruit number were for the entire plots. No replicated plot samples were collected.



Conclusions: Vitazyme greatly enhanced tomato production in this Trinidad study. Growth parameters as well as total production were substantially improved, as summarized in the following table.

Yield increase: 88%

Parameter	Control	Vitazyme	Increase
Flower number (early)	19.1 b	28.7 a	+50%
Side shoots (early)	7.9 b	9.2 a	+16%
Flowers on a bract (early)	5.1	5.4	+6%
Leaf area at the 8-in height, mm ²	3,823 b	6,674 a	+75%
Fruit per plant	19	45	+137%
Flowers per plant	44 b	87 a	+98%
Plant height, m	1.17 b	1.33 a	+15%
Side shoots (late)	8.0	9.4	+18%
Stem circumference, mm	39 b	46 a	+18%
Fruit diameter, cm	6.64 b	6.99 a	+5%
Taste test	--	Superior	
Total fruit weight, kg	24.333	45.792*	+88%
Total fruit number	554	980*	+77%
Average fruit weight, g/fruit	43.9	46.7*	+6%

Note: Values in bold are significantly greater than the control at P = 0.05.

* No statistics were able to be applied for these values.

Vitazyme application for this tomato crop in Trinidad proved to be highly advantageous, increasing the overall yield by 88%.

Vital Earth Resources

706 East Broadway, Gladewater, Texas 75647

(903) 845-2163 FAX: (903) 845-2262

2000 Crop Results

Vitazyme on Tomatoes ***A testimonial***

Farmer: Steve Dabbs, O.P.C. Farms, Inc.

Location: Hanford, California

Variety: 370's (plants)

Soil type: sandy loam

Irrigation: furrow

Experimental design: A production field was separated into control and Vitazyme treated areas.

1. Control

2. Vitazyme

Fertilization amount: according to soil test

Vitazyme application: 13 oz/acre at planting, 13 oz/acre knifed in with fertilizer

Observations: The Vitazyme treated plants displayed superiority to the control plants during the season, with better color and size of the plantings. At harvest the treated area was not kept totally separate from the control area, so accurate yield results were impossible. However, the following observations on the Vitazyme treated tomatoes were made.

- The fruit was bigger.
- The color was more uniform.
- The yield was likely one to two tons/acre greater . . . possibly more.
- The solids of the fruit were higher

A repeat of this study will be done in 2001 to obtain production figures.

1999 Crop Results

Vitazyme on Tomatoes

Caribbean Agricultural Research and Development Institute (CARDI)

Researcher: Pathleen TitusLocation: TrinidadPlanting date: November 10, 1998Variety: Kada hybridPlanting rate: 14 plants/6-meter rowIn-row spacing: 2.3 plants/meter

Experimental design: Five replicates of a randomized complete block design were placed on a uniform soil area of the Ramdial Ramtahal Farm. Each plot was 6x6 m (0.0036 ha), with six rows per plot and 14 plants per row (84 plants per plot). The rows were spaced 1.5 meters apart. Treatments were as follows:

1. Control (no Vitazyme)

2. Vitazyme applied at planting and early bloom

Fertility treatments: Planting to early bloom: 28 g/plant each week of a 12-12-17-2% N-P₂O₅-K₂O fertilizer. Flowering to the end of the trial: 28 g/plant each week of a 13-13-21 N-P₂O₅-K₂O fertilizer.

Vitazyme applications: (1) Root dip at planting, using 0.5% Vitazyme; (2) Vitazyme at 1 liter/ha sprayed on the leaves and soil at early bloom.

Harvest date: February 2, 1999Yield results: One replicate was discarded due to bacterial wilt.

TOMATO FRUIT WEIGHT

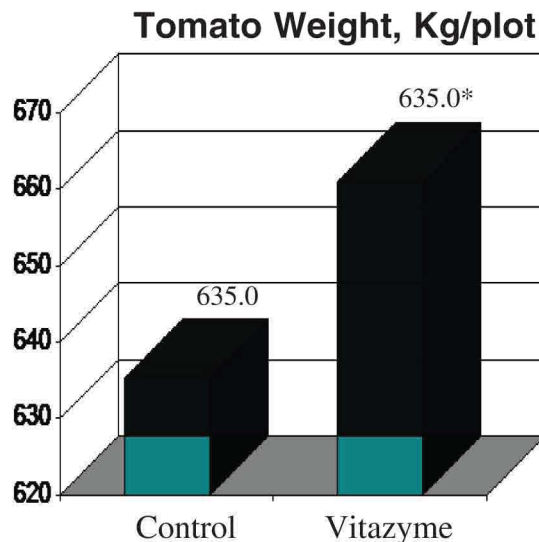
Treatment	Replicate			
	1	2	3	4
1. Control	659	640	638	604
2. Vitazyme	688	695	659	602

Treatment	Fresh weight, kg/plot	Increase, kg/plot
1. Control	635.3	--
2. Vitazyme	661.0 *	25.7 (+4%)

*Significantly greater than the control at P=0.10 according to Tukey's Honestly Significant Difference. $LSD_{0.10} = 27.7$.

Treatment	Fresh weight	
	Kg/hectare	Lb/acre
1. Control	176,486	159,014
2. Vitazyme	183,626 *	165,447 *

*Significantly greater than the control at P=0.10 according to Tukey's Honestly Significant Difference. $LSD_{0.10} = 27.7$.



Yield increase: 6,433 lb/acre*

Income increase: \$1,929.90/acre

[*Based on an average tomato price of \$0.30lb.]

Comments: Careful examination of the tomato plants during the study revealed that both **root and shoot growth were more prolific with Vitazyme treatment.** Moreover, weekly flowering data showed that **Vitazyme treated plants flowered at least two or three days before the control plants.** Earlier fruit development with **Vitazyme** confirmed these flowering observations.

Vital Earth Resources

706 East Broadway, Gladewater, Texas 75647

(903) 845-2163 FAX: (903) 845-2262

1999 Crop Results

Vitazyme on Tomatoes

Caribbean Chemical International

Researcher: Richard Ramdin, agronomist Farmer: Subadra Samaroo Location: Trinidad, West Indies

Planting date: April 6, 1999 Harvest date: June, 1999 Variety: Kada

Experimental design: One portion of a field was selected to place three beds (reps) of tomatoes, on which 15, 20, and 30 ml/gal (about 0.5, 0.7, and 1 oz/gal, or about 0.5, 0.7, and 1%) Vitazyme rates were placed. Controls were also interspersed in these beds. The treated beds had about 90 plants each, and the control had 30 plants each.

- 1. Control**
- 2. Vitazyme at 15 ml/gal on the leaves and soil**
- 3. Vitazyme at 20 ml/gal on the leaves and soil**
- 4. Vitazyme at 30 ml/gal on the leaves and soil**

Fertility treatments: Equal for all plots

Vitazyme application: The 15, 20, and 30 ml/gal rates were applied at three times:

- (1) At transplanting to the soil and foliage
- (2) Two weeks after transplanting to the foliage
- (3) Five weeks after transplanting to the foliage

Each plant received about 2 tbsp of the Vitazyme solution each time it was applied.

Growth results:

Two weeks after the transplant application

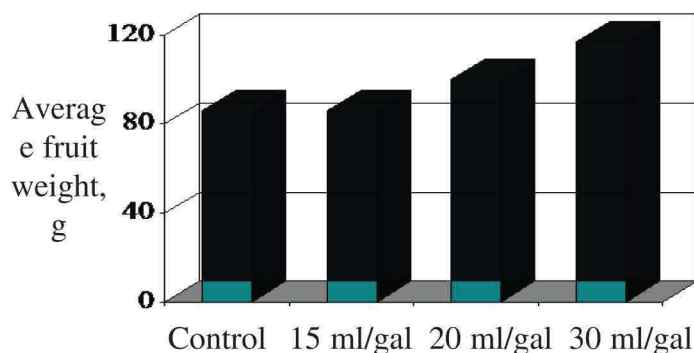
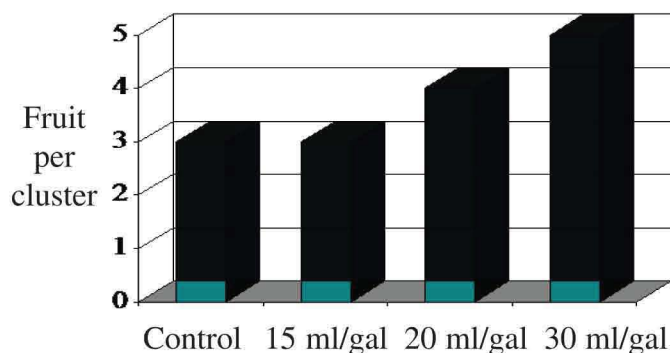
Parameter	15 ml/gal	20 ml/gal	30 ml/gal
<i>Roots</i>	Similar to control	Good growth	Many fibrous roots, twice the next best plot
<i>Leaves</i>	About 1 cm longer than controls	About 2 cm longer than the 15 ml rate	About 2 to 3 cm longer than others
<i>Vigor</i>	Average, like the controls	Good	Excellent

Six weeks after the transplant application

Parameter	Control	15 ml/gal	20 ml/gal	30 ml/gal
Roots	Least roots; longest roots about 12 cm long	A few more fibrous roots than controls; long roots 0.5 cm longer than controls	Good; many fibrous roots, and longest roots 2 to 3 cm longer than control	Excellent; large areas of fibrous roots, and longest roots 3 to 5 cm longer than others
Leaves	Smallest; lightest green	A bit bigger and darker than controls	Good leafing	About 3 to 5 cm longer than others
Stems	Smallest	Good	Good	Twice as thick as others
Side shoots	Fewest	3 per plant	2 to 3 per plant	4 per plant
Vigor	Least	Good	75% excellent	83% excellent
Flowering	6 weeks after transplanting; 3 flowers to bear fruit	Same time as controls (about 6 wks); fruit set 66% better than controls; 3 to 4 flowers per cluster; 2 to 3 fruit bearing	68% with flower buds 2 to 3 days before controls; 5 to 6 per cluster, and 4 to 5 fruit bearing	95% with flower buds one weeks earlier than others; 5 to 6 per cluster, and 5 fruit bearing

Yield results: No per acre yields were determined

Treatment	Pickings	Average fruit weight (10 fruit)			Fruit per clusters	Fruit color	Fruit character
		First picking	Last picking	Average			
		g	g	g			
Control	9	108	63	86	3	Light red	Light
15 ml/gal	9	108	63	86	3	Red	Light
20 ml/gal	9	124	76	100	4	Deep red	Solid, juicy
30 ml/gal	10	138	95	117	5	Deep red	Blocky, solid, juicy



Increase in fruit weight (30 ml/gal): 36%

Conclusion: The 30 ml/gal rate of Vitazyme produced the best growth and yield response in this West Indies study. Besides producing more fruit per cluster and larger fruit, the treated tomatoes flowered longer and bore fruit an extra two weeks than any other treatment.

Vital Earth Resources

706 East Broadway, Gladewater, Texas 75647

(903) 845-2163 FAX: (903) 845-2262

1999 Crop Results

Vitazyme on Tomatoes

Caribbean Chemical International

Researcher: Richard Ramdin, agronomist

Location: Trinidad, West Indies

Variety: Heatmaster

Transplanting date: September 19, 1999

Experimental design: A tomato field was divided into two treatments on equivalent soil types:

1. Control (no Vitazyme)

2. Vitazyme

Fertility treatments: At transplanting, 15 g/plant in the planting hole of 12-24-12; 7 to 10 days later, same as above topdressed; 3 and 5 weeks after transplanting, 15 g/plant of a 12-12-17-2(Mg); 7 and 10 weeks after transplanting, 15g/plant of a 9-6-24.

Vitazyme treatments: A 1% Vitazyme solution was sprayed over the leaves and soil on 9/21, 10/6, and 10/24.

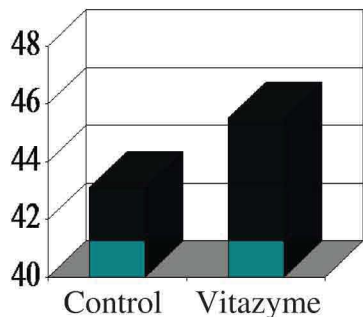
Growth and yield determinations, first time: On **November 10**, ten randomly selected plants from each treatment were selected and analyzed for the following parameters.

Plant Height

Control.....43.1 cm

Vitazyme.....45.5 cm*

(*significant at P=0.16; Bartlett Test)



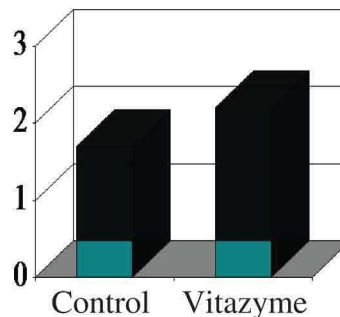
**Height
increase:
6%**

Stem Circumference

Control.....1.7 cm

Vitazyme.....2.2cm***

(***significant at P=0.001; Bartlett Test)



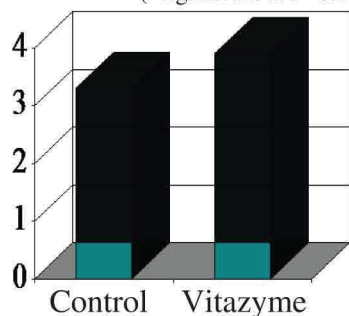
**Circum.
increase:
29%**

Fruit in First Set

Control.....3.3

Vitazyme.....3.9*

(*significant at P=0.17; Bartlett Test)

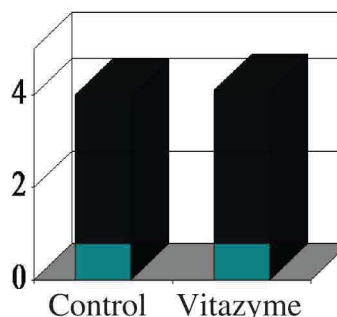


**Fruit
increase:
18%**

Side Shoots

Control.....4.0

Vitazyme.....4.1



**Side shoot
increase:
3%**

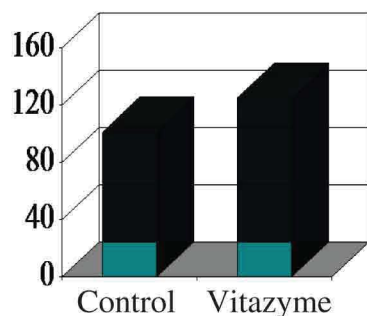
Observations on November 10: The Vitazyme treated tomato plants began to flower as much as 7 days earlier than the control. The fruit size was clearly larger with the Vitazyme treatment.

Growth and yield determinations, second time: A second visit to this experiment on **December 6, 1999**, revealed the following results (averages of three representative plants from each treatment).

Plant Height

Control.....101 cm

Vitazyme.....125 cm

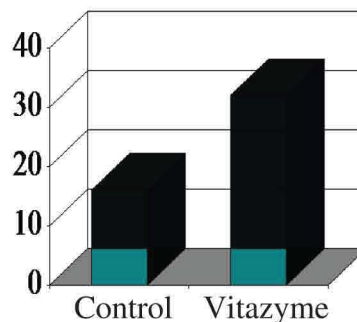


**Height
increase:
24 %**

Root Length

Control.....16 cm

Vitazyme.....32 cm

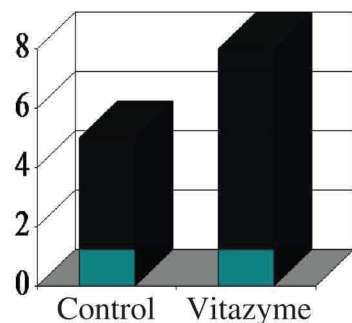


**Root
increase:
100 %**

Shoot Number

Control.....5

Vitazyme.....8

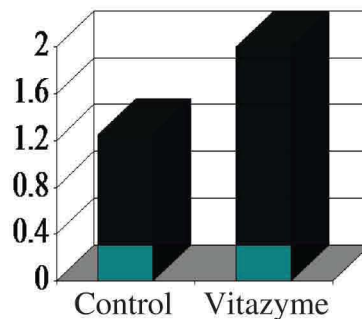


**Shoot No.
increase:
60 %**

Stem Diameter

Control.....1.25 cm

Vitazyme.....2.00 cm

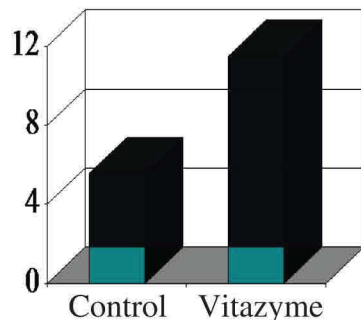


**Stem Diam.
increase:
60 %**

Fruit Weight

Control.....5.56 lb

Vitazyme.....11.50 lb

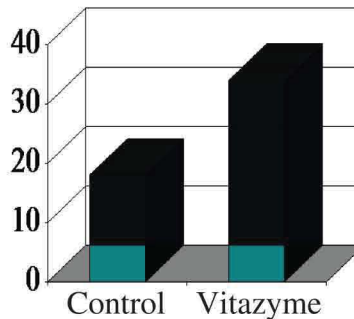


**Fruit Wt.
Increase:
107 %**

Fruit Number

Control.....18

Vitazyme.....34



**Fruit No.
increase:
89 %**

Fruit per Cluster : Control.....3/cluster (4 maximum) Vitazyme.....4/cluster (6 maximum)

Observations on December 6, 1999: The farmer and agronomist noted that the Vitazyme treated tomato plants began to flower one week earlier, and produced noticeably larger fruit.

Vital Earth Resources

706 East Broadway, Gladewater, Texas 75647

(903) 845-2163 FAX: (903) 845-2262

1998 Crop Results

Vitazyme on Tomatoes

Farmer: Gary Moll

Location: Crows Landing, California

Planting date: unknown

Variety: Roma (canning type)

Bed spacing: 60 inches (double row)

Harvest date: August 15, 1998

Experimental design: An 80-acre tomato field was treated in two 10-acre blocks (20 acres total) with Vitazyme, on top of the commercial program being utilized.

1. Control

2. Vitazyme

Fertility treatments: conventional for the area

Vitazyme applications: (1) 13 oz/acre mixed with sidedress fertilizer at about 6 to 8 in height (about early bloom); (2) 13 oz/acre sprayed with a fungicide at fruit filling.

Yield results: On August 7, three equivalent random plants were harvested from each side of a treatment division. Chlorophyll determinations were also made on 20 randomly selected leaves for each treatment, using a Minolta SPAD meter.

Sample Weight

	<u>Control</u>	<u>Vitazyme</u>	<u>Increase</u>
Sample weight, lb	28.5	34.0	5.5 (+19%)

Leaf Chlorophyll

	<u>Control</u>	<u>Vitazyme</u>	<u>Increase</u>
SPAD units	50.6	55.6	5.0 (+10%)

Yield Increase

It was not possible to determine exact harvest weights due to custom harvesting. However, an accurate estimate of the increase was made by measuring the length of row to obtain a full load for each treatment.

Yield increase per foot of row	0.28 lb
Yield increase per acre	2,100 lb

Yield increase: 2,100 lb/acre

Income increase: The price of paste tomatoes is estimated at \$51.00/ton.

Income increase, gross	\$58.30/acre
------------------------	--------------

Income increase: \$58.30/acre

Comments: In spite of a lack of total yield records, the accurate estimated increase in yield and income proved that Vitazyme is a highly viable product for tomato production in California's central valley.

Vital Earth Resources

706 East Broadway, Gladewater, Texas 75647

(903) 845-2163 FAX: (903) 845-2262

1997 Crop Results

Vitazyme on Tomatoes A Testimonial

La Jolla Ranch
Firebaugh, California

We applied Vitazyme to an eight-acre section (30 rows) of a 75-acre tomato field. A 40 gallon/acre 10-34-0 preplant fertilizer application was made, and then 12 oz/acre of Vitazyme was added directly to the seeds at planting with a starter, on April 16, 1997. We sidedressed 40 gallons/acre of UN-32, and sprayed Vitazyme over the top in April at 5 oz/acre. These were Heinz 8892 paste tomatoes.

At harvest about September 15 we were unfortunately unable to separate the yield of the Vitazyme section of the field from an adjoining 30-row section that had Kwik-Start (7-21-0), or from any untreated areas of the field. These early tomatoes were used to mix with other tomatoes that had more rot, to improve the overall grade. I would estimate the yield improvement of Vitazyme and Kwik-Start compared to the regular planting as follows:

Vitazyme: 2 to 4 tons/acre (\$100 to \$200/acre)

Kwik-Start: 1 to 2 tons/acre (\$50 to \$100/acre)

Besides the improved yield, the Vitazyme treated tomatoes were **firmer**, had **fewer green fruit**, and were **more uniform in size** than the other parts of the field. We will try more tests with Vitazyme in 1998.

Sincerely,
Ramon Chavez, Jr.

Chlorophyll content of tomato leaves on July 23, 1997 (average of 20 leaves using the SPAD meter):

	<u>North end of field</u>	<u>South end of field</u>
Control	53.2	55.6
Vitazyme	55.5	56.5